

EFFECTIVE 1<sup>ST</sup> MARCH, 2011



# TRS CATALOGUE

# 2011

## Agricultural and Industrial Tyres and Wheels

30 YEARS EXPERIENCE LEADING BRANDS MORE CHOICE

SALES  
HOTLINE



**0508 899 899**

or visit our website: [www.trstyreandwheel.co.nz](http://www.trstyreandwheel.co.nz)

**TRS**  
TYRE & WHEEL LIMITED

## » Meet the TRS Sales Team



**Dave Newland**  
General Manager  
DDI: 06 349 0851  
Mob: 0275 368 721



**Andrew Gillam**  
Sales and  
Marketing Manager  
DDI: 06 349 0853  
Mob: 0272 555 483



**Nigel Sherborne**  
Commercial  
Financial Controller  
DDI: 06 349 0850  
Mob: 0272 614 567



**Rene Whinwray**  
NZ Sales Manager  
DDI: 03 341 0760  
Mob: 0272 555 471



**Michael Moffitt**  
Northern Regional  
Manager  
DDI: 09 273 1021  
Mob: 0274 888 978



**Mark Francis**  
Waikato/BOP  
Territory Manager  
DDI: 07 848 0070  
Mob: 0272 696 232



**Shane Whibley**  
Lower Nth Island  
Territory Manager  
DDI: 06 349 0856  
Mob: 0274 555 294



**Mark Prentice**  
South Island  
Territory Manager  
DDI: 03 341 0761  
Mob: 0274 914 756



**Jenna Coskerie**  
Northland Territory  
Manager  
DDI: 06 349 1535  
Mob: 0274 790 400



**QJ Satchell**  
Auckland Industrial  
Sales  
Mob: 027 287 0827



**Arthur Sharrock**  
Industrial Sales  
DDI: 06 349 1530  
Mob: 0274 555 269



**Jacqueline Cook**  
Auckland Sales  
Administrator  
DDI: 09 273 1020



**Nikki Penman**  
Call Centre Supervisor  
DDI: 06 349 0857



**Col Priddle**  
Sales Specialist  
DDI: 06 349 1533



**Robbie Walker**  
Sales Specialist  
DDI: 06 349 0232



**Emma Brougham**  
Sales Specialist  
DDI: 06 349 0855



**Josh Trillo**  
Sales Specialist  
DDI: 06 349 2840

## » Contents

### Agricultural Tractor Tyres

1

### Agricultural Implement Product

15

### Turf Tyres

23

### ATV Tyres

27

### Truck / MPT Tyres

30

### Industrial Machinery and Tractor Tyres

32

### Forklift Tyres

39

### Tubes

47

### Dual Wheels

51

### Wheels

54

### General Information

60

# Radial Ply Tractor Tyres 50 and 65 Series

Wide Profile

These tyres are the ultimate in comfort, flotation and durability. In many instances these tyres can be used to replace narrower options without the need to change rims.

SIZE	CODE	BRAND	STYLE	LOAD/SPEED	RRP EX GST
420/65R20	01030	MICHELIN	XM108	125A8/B	\$1,432.00
420/65R24	01089	MICHELIN	XM108	126A8	\$1,487.00
440/65R24	01562	BKT	Agrimax RT657	138A8/B	\$1,378.00
	01096	MICHELIN	MultiBib	128D	\$1,822.00
480/65R24	01563	BKT	Agrimax RT657	143A8	\$1,640.00
	01099	MICHELIN	MultiBib	133D	\$2,011.00
540/65R24	01564	BKT	Agrimax RT657	149A8	\$1,971.00
	01104	MICHELIN	MultiBib	140D	\$2,595.00
750/65R26	01590	BKT	Agrimax Teris	166A8/B	\$5,195.00
	01453	MICHELIN	MegaXBib	166B	\$6,500.00
440/65R28	01565	BKT	Agrimax RT657	141A8	\$1,559.00
	01156A	MICHELIN	MultiBib	131D	\$2,186.00
480/65R28	01566	BKT	Agrimax RT657	145A8	\$1,710.00
	01159	MICHELIN	MultiBib	136D	\$2,290.00
540/65R28	01501	BKT	Agrimax RT657	152A8	\$1,875.00
	01170	MICHELIN	MultiBib	142D	\$3,046.00
600/65R28	01009	BKT	Agrimax RT657	157A8	\$2,700.00
	01176	MICHELIN	XM28	147A8	\$4,582.00
	12211	MICHELIN	MachXBib	154A8/B	\$5,195.00
540/65R30	01567	BKT	Agrimax RT657	153A8	\$2,491.00
	01203	MICHELIN	MultiBib	143D	\$3,578.00
710/55R30	01305	MICHELIN	MachxBib	153A8/B	\$5,507.00
800/65R32	01038	BKT	Agrimax Teris	175B	\$5,100.00
	01226	MICHELIN	MegaXBib	172A8	\$8,868.00
900/60R32	01456	MICHELIN	MegaXBib	176A8	\$8,939.00
540/65R34	01568	BKT	Agrimax RT657	155A8	\$2,645.00
	01252	MICHELIN	MultiBib	145D	\$3,826.00
600/65R34	01532	BKT	Agrimax RT657	160A8	\$3,276.00
	01254	MICHELIN	MultiBib	151D	\$4,296.00
540/65R38	01569	BKT	Agrimax RT657	156A8	\$2,795.00
	01313A	MICHELIN	MultiBib	147D	\$3,957.00
600/65R38	01543	BKT	Agrimax RT657	162A8	\$3,245.00
	01319	MICHELIN	MultiBib	153D	\$4,846.00
650/65R38	01500	BKT	Agrimax RT657	166A8	\$3,895.00
	01323	MICHELIN	MultiBib	157D	\$6,166.00
650/65R42	01542	BKT	Agrimax RT657	165D	\$4,395.00
	01351A	MICHELIN	MultiBib	158D	\$6,515.00
900/50R42	01405	MICHELIN	MachXBib	168A8	\$8,458.00



Michelin MegaXBib



BKT Agrimax Teris



BKT RT657



Michelin MultiBib

# MultiBib, the new workbeast

## Stronger in the fields, further on the road

### A larger footprint for better yields

Thanks to a 10% wider tread than XM108, a low pressure and more flexible sidewalls, MultiBib ensures a better soil preservation.



### A more efficient traction

New higher tread lugs result in an excellent self-cleaning and optimise the flow of power, increasing productivity.



### 35% longer tyre service life\*, more comfort, greater road safety

The flatter-crown profile and the new rubber compound improve significantly comfort up to 65 km/h\*\* and MultiBib's service life is much longer.



\* compared with XM108  
\*\* values authorized by the regulations in force in the country



MultiBib, the new leader for 80 to 200-hp tractors  
extending performance capacities



**MICHELIN**

A better way forward

# Radial Ply Tractor Tyres 70 and 75 series

Wide Profile

70 and 75 series tyres are an ideal replacement for older standard size tyres. Advantages of converting to a 70 or 75 series radial tyre include:

- ▶ **Immediate adaptability - will fit standard rims** ▶ **Increased traction** ▶ **Reduced ground pressure**
- ▶ **Higher load capacity** ▶ **Long life** ▶ **Increased operator comfort**

SIZE	REPLACES	CODE	BRAND	STYLE	LOAD/SPEED	RRP EX GST
200/70R16	550-16	01600	BKT	Agrimax RT765	94B	\$447.00
240/70R16	600-16	01525	BKT	Agrimax RT765	104B	\$485.00
260/70R16	650R16	01512	BKT	Agrimax RT765	109B	\$490.00
		01007	KLEBER	Super 8L	109A8	\$577.00
280/70R16	750R16	01513	BKT	Agrimax RT765	112B	\$505.00
		01008	KLEBER	Super 8L	112A8	\$588.00
280/70R18	750R18	01533	BKT	Agrimax RT765	114B	\$610.00
		01011	KLEBER	Super 8L	114A8	\$695.00
260/70R20	650R20	01591	BKT	Agrimax RT765	113A8/B	\$555.00
280/70R20	750R20	01514	BKT	Agrimax RT765	116B	\$629.00
		01022	KLEBER	Super 8L	116A8	\$761.00
300/70R20	9.5R20	01534	BKT	Agrimax RT765	120B	\$740.00
		01023	KLEBER	Super 8L	119A8	\$845.00
320/70R20	11.2R20	01515	BKT	Agrimax RT765	123B	\$731.00
		01025	KLEBER	Super 8L	123A8	\$913.00
360/70R20	12.4R20	01516	BKT	Agrimax RT765	129B	\$899.00
380/70R20	13.6R20	01517	BKT	Agrimax RT765	132B	\$957.00
320/70R24	11.2R24	01520	BKT	Agrimax RT765	116B	\$844.00
		01700	MICHELIN	Omnibib	116D	\$1,208.00
360/70R24	12.4R24	01498	BKT	Agrimax RT765	122A8	\$940.00
		01416	KLEBER	Fitker	122A8	\$1,219.00
		01701	MICHELIN	Omnibib	122D	\$1,365.00
380/70R24	13.6R24	01499	BKT	Agrimax RT765	125A8	\$1,078.00
		01417	KLEBER	Fitker	125A8	\$1,406.00
		01702	MICHELIN	Omnibib	125D	\$1,574.00
420/70R24	14.9R24	01459	BKT	Agrimax RT765	130A8	\$1,235.00
		01418	KLEBER	Fitker	130A8	\$1,799.00
		01703	MICHELIN	Omnibib	130D	\$2,014.00
480/70R24	16.9R24	01460	BKT	Agrimax RT765	138A8	\$1,634.00
		01704	MICHELIN	Omnibib	138D	\$2,420.00
620/70R26		1402	MICHELIN	XM27	153A8	\$4,571.00



Kleber SUP8L



Kleber Fitker



Michelin Omnibib



# NZ'S FASTEST GROWING AGRICULTURAL TYRE BRAND



» BKT is gaining a strong reputation in New Zealand and throughout the world for producing competitively priced, quality radial tyres. Manufactured to meet exacting international standards, the BKT Agrimax is your guarantee of excellence.

With an expanded range, supported by NZ's largest agricultural tyre distributor, TRS can provide the right BKT tyre to fit most applications.

So for expert advice, talk to someone who knows the territory.



RETIRES SUPPLIES BUCKLE UP! BUCKLE UP! BUCKLE UP!



# 0800 336 334

[www.trstyresnzwithmel.co.nz](http://www.trstyresnzwithmel.co.nz) or see your local reseller



SIZE	REPLACES	CODE	BRAND	STYLE	LOAD/SPEED	RRP EX GST
620/75R26	23.1R26	31020	MICHELIN	MegaXBib	166B	\$5,204.00
360/70R28	12.4R28	01494	BKT	Agrimax RT765	125A8	\$1,099.00
380/70R28	13.6R28	01462	BKT	Agrimax RT765	127A8	\$1,204.00
		01705	MICHELIN	Omnibib	127D	\$1,662.00
420/70R28	14.9R28	01463	BKT	Agrimax RT765	133A8	\$1,295.00
		01412	KLEBER	Fitker	133A8	\$1,745.00
		01706	MICHELIN	Omnibib	133D	\$1,954.00
480/70R28	16.9R28	01464	BKT	Agrimax RT765	140A8	\$1,629.00
		01413	KLEBER	Fitker	140A8	\$2,297.00
		01707	MICHELIN	Omnibib	140D	\$2,572.00
480/70R30	16.9R30	01466	BKT	Agrimax RT765	141A8	\$1,759.00
		01708	MICHELIN	Omnibib	141D	\$2,545.00
600/70R30	16.9R34	01572	BKT	Agrimax RT765	152A8	\$3,635.00
		01439	MICHELIN	MachXBib	152A8	\$4,373.00
650/75R32	24.5R32	31059	MICHELIN	MegaXBib	172B	\$5,403.00
480/70R34	16.9R34	01468	BKT	Agrimax RT765	149A8/B	\$1,960.00
		01414	KLEBER	Fitker	143A8	\$2,576.00
		01709	MICHELIN	Omnibib	143D	\$2,884.00
520/70R34	18.4R34	01469	BKT	Agrimax RT765	148A8	\$2,251.00
		01415	KLEBER	Fitker	148A8	\$3,305.00
		01710	MICHELIN	Omnibib	148D	\$3,701.00
710/75R34		31060	MICHELIN	MegaXBib	178B	\$6,755.00
480/70R38	16.9R38	01473	BKT	Agrimax RT765	145A8	\$2,030.00
		01711	MICHELIN	Omnibib	145D	\$3,313.00
520/70R38	18.4R38	01474	BKT	Agrimax RT765	150A8	\$2,483.00
		01309	KLEBER	Fitker	150A8	\$3,677.00
		01712	MICHELIN	Omnibib	150D	\$4,118.00
580/70R38	20.8R38	01535	BKT	Agrimax RT765	155A8/B	\$3,495.00
		01713	MICHELIN	Omnibib	155D	\$5,519.00
710/70R38	20.8R42	01601	BKT	Agrimax RT765	166B	\$4,925.00
		01329	MICHELIN	XM28	166A8	\$8,110.00
800/70R38		01475	MICHELIN	MachXBib	173A8	\$8,128.00
620/70R42	20.8R42	01714	MICHELIN	Omnibib	160D	TBA
710/70R42		01541	BKT	Agrimax RT765	173A8/B	\$6,295.00
		01404	MICHELIN	MachXBib	173B	\$8,949.00
620/70R46		01493	MICHELIN	XM28	162B	\$8,315.00



**Michelin Machxbib**



**BKT RT765**



**MICHELIN**

A BETTER WAY FORWARD

**ALL  
NEW**


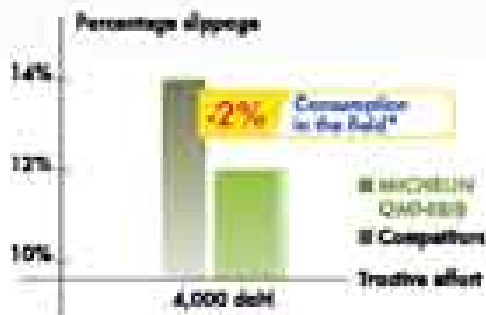
# OMNIBIB

70 to 180 hp



➤ The market reference for long life tyres, **MICHELIN OMNIBIB** saves time and fuel with better grip and excellent self-cleaning capacities while providing comfort on the road and in the field.

### Excellent self-cleaning capacity Better grip



### MULTI-PURPOSE




### ROAD



A tractor pulling 3.83 Tonnes slips 12% with MICHELIN OMNIBIB as against 14% with the leading competitor's tyre.

\* Based on 1.4 bar - level 1, 8.8 T - fuel control set on idling with 185/70 R38 tyre, to slip off with a maximum load of 31 to 34.4%.



# Radial Ply Tractor Tyres 80 and 90 Series

Standard Profile

SIZE	METRIC MARKING	CODE	BRAND	STYLE	LOAD/SPEED	RRP EX GST
750R16	210/95R16	01550	BKT	Agrimax RT855.	106A8/B	\$380.00
		01001	KLEBER	Super Vigne	100A8	\$563.00
750R18	210/95R18	01551	BKT	Agrimax RT855.	108A8/B	\$420.00
9.5R20	250/85R20	01602	BKT	Agrimax RT855.	116B	\$530.00
		01016	KLEBER	Super Vigne	108A8/B	\$685.00
11.2R20	280/85R20	01521	BKT	Agrimax RT855.	112B	\$695.00
		01017	KLEBER	Super Vigne	111A8	\$809.00
12.4R20	320/85R20	01522	BKT	Agrimax RT855.	119B	\$878.00
		01019	KLEBER	Traker	119A8	\$964.00
9.5R24	250/85R24	01560	BKT	Agrimax RT855.	109A8/B	\$651.00
		01036	KLEBER	Traker	109A8/B	\$756.00
11.2R24	280/85R24	01457	BKT	Agrimax RT855.	115A8	\$662.00
		01041	KLEBER	Traker	115A8	\$949.00
		01042	MICHELIN	Agribib	114A8	\$1,016.00
12.4R24	320/85R24	01444	BKT	Agrimax RT855.	122A8	\$769.00
		01047	KLEBER	Traker	122A8	\$1,020.00
		01048	MICHELIN	Agribib	119A8	\$1,060.00
13.6R24	340/85R24	01445	BKT	Agrimax RT855.	125A8	\$960.00
		01053	KLEBER	Traker	125A8	\$1,175.00
		01054	MICHELIN	Agribib	121A8	\$1,268.00
14.9R24	380/85R24	01446	BKT	Agrimax RT855.	131A8	\$976.00
		01060	KLEBER	Traker	131A8	\$1,338.00
		01061	MICHELIN	Agribib	126A8	\$1,445.00
16.9R24	420/85R24	01458	BKT	Agrimax RT855.	137B	\$1,395.00
		01068	MICHELIN	Agribib	134A8	\$1,920.00
9.5R28	250/85R28	01113	KLEBER	Traker	112A8	\$913.00
11.2R28	280/85R28	01461	BKT	Agrimax RT855.	118A8	\$839.00
		01117	KLEBER	Traker	118A8	\$1,060.00
12.4R28	320/85R28	01447	BKT	Agrimax RT855.	124A8	\$915.00
		01123	KLEBER	Traker	124A8	\$1,160.00
		01124	MICHELIN	Agribib	121A8	\$1,293.00
13.6R28	340/85R28	01441	BKT	Agrimax RT855.	127A8	\$1,035.00
		01128	KLEBER	Traker	127A8	\$1,278.00
		01129	MICHELIN	Agribib	123A8	\$1,430.00
14.9R28	380/85R28	01448	BKT	Agrimax RT855.	133A8	\$1,171.00
		01133	KLEBER	Traker	133A8	\$1,413.00
		01134	MICHELIN	Agribib	128A8	\$1,872.00



Kleber Super Vigne



Kleber Traker

# Kleber Specialty Tyres



**SUPER<sup>®</sup> 3 NARROW**

## **SUPER<sup>®</sup> 3 NARROW**

**Narrow drive radials for specialty and row crop applications for equipping tractors, sprayers and other equipment.**

- Narrow tractor width to pass between stands/plant without damage
- Casing designed to carry heavy loads
- Tubelless construction
- Lug pattern engineered for excellent traction and long wear with
- Self-clearing tread design keeps tread free of mud
- Progressive 45° lug design gives extra-soft traction plus smooth ride on the road



## **SUPER<sup>®</sup> BL / FITNER<sup>®</sup> / SUPER<sup>®</sup> VIGNE**

**Radial drive tyres for use on small vineyard and orchard equipment for equipping tractors, sprayers and other equipment.**

- Progressive 45° lug design gives excellent side-bite traction on steep slopes
- Lug pattern engineered for excellent traction and long wear with
- Self-clearing tread design keeps tread free of mud
- Flat tread and large footprint ensures low ground pressure to prevent soil compaction
- Tubelless construction
- Sutures shoulder to protect from impact damage



**SUPER<sup>®</sup> BL**

**FITNER<sup>®</sup>**

**SUPER<sup>®</sup> VIGNE**



## **SUPER<sup>®</sup> G / SUPER<sup>®</sup> 0 / TRAKER<sup>®</sup>**

**Standard Profile Drive Radials for All-Around Use On Tractors**

for tractors, harvesters, sprayers and other equipment.

- Deep lugs, a flat tread and good compound makes sure to give long life on long life
- Exceptional traction, strong but flexible sidewalls allows long footprints, pulling more lugs on the ground
- Self-clearing tread design keeps tread free of mud
- A flat tread crushes the load evenly across a generous footprint, helping to reduce soil compaction and compaction
- Flat sipes tread design ensures long even wear



**SUPER<sup>®</sup> G**

**SUPER<sup>®</sup> 0**

**TRAKER<sup>®</sup>**



SIZE	METRIC MARKING	CODE	BRAND	STYLE	LOAD/SPEED	RRP EX GST
16.9R28	420/85R28	01449	BKT	Agrimax RT855.	139A8	\$1,392.00
		01138	KLEBER	Traker	139A8	\$1,959.00
		01139	MICHELIN	Agribib	136A8	\$2,171.00
14.9R30	380/85R30	01523	BKT	Agrimax RT855.	135A8/B	\$1,530.00
		01180	KLEBER	Traker	135A8	\$1,801.00
16.9R30	420/85R30	01440	BKT	Agrimax RT855.	140A8	\$1,411.00
		01185	KLEBER	Traker	140A8	\$1,923.00
		01186A	MICHELIN	Agribib	137A8	\$2,558.00
	420/90R30	01186	MICHELIN	Agribib	147B	\$2,901.00
18.4R30	460/85R30	01465	BKT	Agrimax RT855.	145A8	\$1,830.00
		01192	KLEBER	Traker	148A8	\$2,381.00
		01193	MICHELIN	Agribib	142A8	\$2,519.00
8.3R32	210/95R32	01206	KLEBER	Super 3	114B	\$1,059.00
9.5R32	230/95R32	01536	BKT	Agrimax RT955	128A8/B	\$950.00
		01209	KLEBER	Super 3	126B	\$1,164.00
11.2R32	270/95R32	01502	BKT	Agrimax RT955	136A8/B	\$1,102.00
		01213	KLEBER	Super 3	134B	\$1,524.00
12.4R32	320/85R32	01467	BKT	Agrimax RT855.	126A8	\$1,102.00
		01218	KLEBER	Traker	126A8	\$1,330.00
		01243	MICHELIN	Agribib	143B	\$2,176.00
14.9R34	380/85R34	01603	BKT	Agrimax RT855.	137B	\$1,585.00
		01229	MICHELIN	Agribib	137A8	\$2,487.00
16.9R34	420/85R34	01442	BKT	Agrimax RT855.	142A8	\$1,734.00
		01231	KLEBER	Traker	142A8	\$2,091.00
		01528	MICHELIN	Agribib	142A8/B	\$2,314.00
18.4R34	460/85R34	01450	BKT	Agrimax RT855.	147A8	\$1,720.00
		01237	KLEBER	Traker	147A8	\$2,612.00
		01238	MICHELIN	Agribib	144A8	\$2,767.00
9.5R36	230/95R36	01258	KLEBER	Super 3	128B	\$1,494.00
11.2R36	270/95R36	01537	BKT	Agrimax RT955	139A8/B	\$1,230.00
12.4R36	320/85R36	01470	BKT	Agrimax RT855.	128A8	\$1,278.00
		01265	KLEBER	Traker	128A8	\$1,675.00
		01266	MICHELIN	Agribib	124A8	\$1,707.00
13.6R36	340/85R36	01479	BKT	Agrimax RT855.	132A8	\$1,420.00
		01269	KLEBER	Traker	132A8	\$1,971.00
11.2R38	270/95R38	01555	BKT	Agrimax RT955	140A8/B	\$1,260.00
		01272	KLEBER	Super 3	138B	\$1,999.00
12.4R38	320/85R38	01301	MICHELIN	Agribib RC	143A8	\$2,252.00



**BKT Agrimax RT-855**



**BKT Agrimax RT-955**

SIZE	METRIC MARKING	CODE	BRAND	STYLE	LOAD/SPEED	RRP EX GST
13.6R38	340/85R38	01471	BKT	Agrimax RT855.	133A8	\$1,495.00
		01276	MICHELIN	Agribib	128A8	\$2,050.00
14.9R38	380/85R38	01592	BKT	Agrimax RT855.	139A8/B	\$1,763.00
16.9R38	420/85R38	01443	BKT	Agrimax RT855.	144A8	\$1,740.00
		01282	KLEBER	Traker	144A8	\$2,780.00
		01529	MICHELIN	Agribib	144A8	\$2,858.00
18.4R38	460/85R38	01451	BKT	Agrimax RT855.	149A8	\$1,936.00
		01289	KLEBER	Traker	149A8	\$3,039.00
		01290	MICHELIN	Agribib	146A8	\$3,104.00
20.8R38	520/85R38	01472	BKT	Agrimax RT855.	155A8	\$2,536.00
		01296	MICHELIN	Agribib	153A8	\$3,988.00
650/85R38	650/85R38	01490	MICHELIN	MachXBib	173B	\$7,293.00
18.4R42	480/80R42	01495	BKT	Agrimax RT855.	151A8	\$2,660.00
		01339	MICHELIN	Agribib	156A8/B	\$4,456.00
20.8R42	520/85R42	01496	BKT	Agrimax RT855.	156A8/B	\$3,150.00
		01345	MICHELIN	Agribib	157A8	\$4,370.00
9.5R44	230/95R44	01538	BKT	Agrimax RT955	134A8/B	\$1,220.00
		01356	KLEBER	Super 3	132B	\$1,566.00
11.2R44	270/95R44	01556	BKT	Agrimax RT955	142A8/B	\$1,460.00
		01361	KLEBER	Super 3	140B	\$2,126.00
12.4R46	300/95R46	01518	BKT	Agrimax RT955	148A8/B	\$1,710.00
		01364	KLEBER	Super 3	146B	\$2,562.00
13.6R46	340/85R46	01379	MICHELIN	Agribib RC	150A9/B	\$2,635.00
14.9R46	380/90R46	01503	BKT	Agrimax RT955	155A8/B	\$2,333.00
		01380	MICHELIN	Agribib RC	157A8/B	\$3,112.00
16.9R46	420/80R46	01371	MICHELIN	Agribib	151A8	\$3,333.00
18.4R46	480/80R46	01497	BKT	Agrimax RT855.	158B	\$3,101.00
		01373	MICHELIN	Agribib	158A8/B	\$4,124.00
20.8R46	520/85R46	01593	BKT	Agrimax RT855.	158A8/B	\$3,750.00
		01375	MICHELIN	Agribib	158A8	\$4,587.00
9.5R48	230/95R48	01519	BKT	Agrimax RT955	136B	\$1,215.00
11.2R48	270/95R48	01539	BKT	Agrimax RT955	144A8/B	\$1,630.00
		01386	KLEBER	Super 3	142B	\$2,195.00
13.6R48	340/95R48	01570	BKT	Agrimax RT955	152A8/B	\$2,150.00
13.6R50	320/90R50	01391	MICHELIN	Agribib RC	150A8/B	\$2,751.00
18.4R50	480/80R50	01407	MICHELIN	Agribib	159A8	\$5,098.00
12.4R52	300/95R52	01393	KLEBER	Super 3	149B	\$2,984.00
11.2R54	270/95R54	01395	KLEBER	Super 3	144B	\$2,798.00
12.4R54	320/90R54	01397	MICHELIN	Agribib RC	151A8/B	\$3,135.00



Michelin Agribib



Kleber Super 3

**PERMANENT  
TRADE ONLY  
REDUCTIONS**  
see page 1

## Cross Ply Tractor Tyres

SIZE	CODE	BRAND	STYLE	PLY RATING	RRP EX GST
16/6.50-8	03246	BKT	TR315	6	\$78.00
17/8.00-8	10000	BRIDGESTONE	FM2	4	\$194.00
18/9.50-8	03000	DURO	HF255	4	\$133.00
20/10.00-8	22043	CARLISLE	Super Lug	4	\$187.00
4.00-10	03002	BRIDGESTONE	TA	2	\$96.00
20/10.00-10	10005	BRIDGESTONE	FM1A	6	\$263.00
5-12	03011	BRIDGESTONE	FSLM	4	\$133.00
5.00-12	03012	BRIDGESTONE	FSLM	4	\$133.00
6-12	03013	BRIDGESTONE	FSLM	4	\$133.00
6.00-12	03033	BRIDGESTONE	FSLM	6	\$136.00
6.5/80-12	03239	BKT	AS504	6	\$130.00
11.0/65-12	03256	BKT	AS504	8	\$285.00
23/8.50-12	03247	BKT	TR315	6	\$204.00
23/10.50-12	03248	BKT	TR315	6	\$223.00
26/12.00-12	03231	BKT	TR315	8	\$231.00
6-14	03243	BKT	TR126	4	\$194.00
	03021	BRIDGESTONE	FSLM	4	\$194.00
7-14	03244	BKT	TR126	4	\$243.00
	03022	BRIDGESTONE	FSLM	4	\$243.00
500-15	03023	MITAS	TS06	4	\$186.00
6.5/80-15	03331	BKT	AS505	6	\$204.00
31/15.50-15	03212	BKT	TR315	8	\$676.00
6.00-16	03001	BKT	AS504	6	\$215.00
	03102	BRIDGESTONE	FSLV	8	\$321.00
7-16	03217	BKT	TR144	4	\$254.00
	03025	BRIDGESTONE	FSLM	4	\$254.00
7.50-16	03230	BKT	AS504	8	\$287.00
8-16	03222	BKT	TR144	6	\$288.00
9.5-16	03026	BRIDGESTONE	FSLF	4	\$344.00
	01613	BRIDGESTONE	FL15	6	\$481.00
12.4-16	03028	BRIDGESTONE	FSLF	4	\$442.00
8-18	03225	BKT	TR144	6	\$320.00
	03052	BRIDGESTONE	FSLM	6	\$320.00
9.5-18	03053	BRIDGESTONE	FL16	6	\$465.00
7.2-20	03029	BRIDGESTONE	FSLM	4	\$329.00
750-20	03255	BKT	AS504	8	\$460.00



**BKT TR135**



**BKT TR144**



**BKT AS504**



**BKT TR315**



**Bridgestone FSLM**

**PERMANENT  
TRADE ONLY  
REDUCTIONS**  
see page 1

SIZE	CODE	BRAND	STYLE	PLY RATING	RRP EX GST
8.3-20	03223	BKT	TR144	6	\$485.00
	03059	BRIDGESTONE	FSLM	6	\$496.00
9.5-20	03242	BKT	TR135	6	<b>\$444.00 see page 1</b>
11.2-20	01611	BKT	TR135	8	\$641.00
	03061	BRIDGESTONE	FL17	6	\$733.00
8.3-22	03062	BRIDGESTONE	FL18	6	\$473.00
9.5-22	03218	BKT	TR144	6	<b>\$526.00 see page 1</b>
	03064	BRIDGESTONE	FSLM	6	\$521.00
8.3-24	03228	BKT	TR135	6	\$404.00
9.5-24	03227	BKT	TR135	8	<b>\$502.00 see page 1</b>
11.2-24	03118	BKT	TR135	8	<b>\$416.00 see page 1</b>
12.4-24	03122	BKT	TR135	8	<b>\$446.00 see page 1</b>
13.6-24	03126	BKT	TR135	8	<b>\$555.00 see page 1</b>
14.9-24	03129	BKT	TR135	8	<b>\$570.00 see page 1</b>
18.4-26	03182	BKT	AS2001	12	\$1,547.00
23.1-26	03216	BKT	TR135	12	\$1,707.00
11.2-28	03131	BKT	TR135	8	<b>\$453.00 see page 1</b>
12.4-28	03132	BKT	TR135	8	<b>\$547.00 see page 1</b>
	03307	BKT	Farm 2000	12	\$599.00
13.6-28	03134	BKT	TR135	8	<b>\$568.00 see page 1</b>
14.9-28	03135	BKT	TR135	8	<b>\$641.00 see page 1</b>
16.9-28	03187	BKT	AS2001	12	<b>\$920.00 see page 1</b>
16.9-30	03140	BKT	TR135	8	<b>\$782.00 see page 1</b>
18.4-30	03142	BKT	TR135	8	<b>\$900.00 see page 1</b>
9.5-32	01612	BKT	TR135	6	\$618.00
12.4-32	03211	BKT	TR135	8	\$835.00
24.5-32	03294	BKT	TR137	12	\$2,595.00
16.9-34	01455	BKT	TR135	8	<b>\$1,106.00 see page 1</b>
18.4-34	03220	BKT	TR135	10	<b>\$1,136.00 see page 1</b>
23.1-34	03295	BKT	TR270	10	\$2,779.00
12.4-36	03152	BKT	TR135	8	<b>\$720.00 see page 1</b>
13.6-36	03153	BKT	TR135	8	\$935.00
13.6-38	03219	BKT	TR135	8	<b>\$993.00 see page 1</b>
15.5-38	03226	BKT	TR135	8	\$1,212.00
16.9-38	03209	BKT	TR135	8	\$1,403.00
18.4-38	03224	BKT	TR135	12	<b>\$1,440.00 see page 1</b>
20.8-38	03300	BKT	TR135	12	\$1,995.00



**Bridgestone FSLF**



**BKT AS2001**



**Bridgestone FL 16/17**

**Agricultural Tractor Tyres**


All prices exclude GST and are recommended retail prices only. TRS reserve the right to change prices without prior notice. Please confirm prices prior to quoting.

**PERMANENT  
TRADE ONLY  
REDUCTIONS**  
see page 1

# Tractor Rib Front Tyres

SIZE	CODE	BRAND	STYLE	PLY RATING	RRP EX GST
4.00-9	05000	BRIDGESTONE	3 RIB	2	\$116.00
5.00-15	05065	BKT	3 RIB	4	<b>\$159.00 see page 1</b>
11L15	05069	BKT	PRO RIB	8	\$454.00
6.00-16	05024	BKT	3 RIB	6	<b>\$155.00 see page 1</b>
6.50-16	05027	BKT	3 RIB	6	\$181.00
7.50-16	05039	BKT	3 RIB	8	<b>\$201.00 see page 1</b>
10.00-16	05041	BKT	3 RIB	8	<b>\$407.00 see page 1</b>
9.00-16	05063	BKT	3 RIB	10	\$419.00
5.50-16	05064	BKT	3 RIB	6	\$216.00
10.00-16	05070	BKT	4 RIB	8	\$454.00
11.00-16	05066	BKT	3 RIB	8	\$476.00
11.00-16	05071	BKT	4 RIB	8	\$495.00
14L16.1	05072	BKT	4 RIB	12	\$859.00
7.50-18	05047	BKT	3 RIB	8	\$288.00
4.00-19	05014	BKT	3 RIB	4	<b>\$140.00 see page 1</b>
6.00-19	05029	BKT	3 RIB	6	<b>\$239.00 see page 1</b>
7.50-20	05050	BKT	3 RIB	8	\$388.00

## Convert from this to this!



Many 2WD Tractors run 600-16 or 750-16 3-rib tyres on the front. These narrow tyres are hard on the pasture especially where a front-end loader is fitted. TRS offer a simple conversion allowing the fitment of a wider tyre. Conversion kits are available ex stock to suit most tractors with custom built options available also.

### BENEFITS INCLUDE:

- Increased load capacity
- Improved steering precision
- Less tyre wear
- Reduced ground damage
- Stronger tyre and wheel

CURRENT TYRE SIZE	CODE	PLY RATING	NEW TYRE SIZE	PLY RATING	WHEEL SIZE	PRICE
600 x16 3-rib	WA073S	6	10.0/75-15.3	10	9.00 x15.3	\$497.00
750 x16 3-rib	WA074S	8	290/80-389	12	9.00 x15.3	\$574.00

\*pricing does not include custom manufacture



Front Tractor 3 Rib



Front Tractor 4 Rib

**PERMANENT  
TRADE ONLY  
REDUCTIONS**  
see page 1

# Flotation Implement Tyres

SIZE	CODE	BRAND	STYLE	PLY RATING	RRP EX GST	HIGH SPEED
10.0/80-12	06561	BKT	AW702	10	\$270.00	
300/65-12	06713	BKT	RIB 775	8	\$445.00	
9.5L14	06538	BKT	I1 FARM IMPLEMENT	8	\$277.00	
200/60-14.5	06564	BKT	774 MULTI RIB	10	\$395.00	
9.5L15	06543B	BKT	I1 FARM IMPLEMENT	8	\$235.00	
11L15	06544	BKT	I1 FARM IMPLEMENT	8	\$260.00	
	06566	BKT	F3 INDUSTRIAL IMPLEMENT	10	\$411.00	
6.70-15	06738	BKT	I1 FARM IMPLEMENT	6	\$227.00	
12.5L15	06568	BKT	I1 FARM IMPLEMENT	10	\$363.00	
31/13.50-15	06797	GALAXY	IMPMASTER	8	\$637.00	
10.0/75-15.3	06571	BKT	AW702	10	<b>\$252.00 see page 1</b>	
	06618	BKT	AW702	14	\$358.00	
	06735	BKT	AW702	18	\$424.00	
290/80-389	06591	BKT	AW702	12	\$338.00	
11.5/80-15.3	06589	BKT	AW702	12	<b>\$338.00 see page 1</b>	
	06619	BKT	AW702	14	\$397.00	
	06644	BKT	AW702	16	\$459.00	
300/80-15.3	01607	BKT	AW09	141A8	\$395.00	
320/80-15.3	01574	BKT	AW09	145A8	\$530.00	
12.5/80-15.3	06683	BKT	AW702	14	<b>\$482.00 see page 1</b>	
400/60-15.5	06625	BKT	AW708	14	<b>\$626.00 see page 1</b>	
9.00-16	06711	BKT	I1 FARM IMPLEMENT	10	\$384.00	
10.5/65-16	06579	BKT	AW702	10	\$430.00	
11L16	06580	BKT	I1 FARM IMPLEMENT	10	\$302.00	
	06581	BKT	F3 INDUSTRIAL IMPLEMENT	10	\$425.00	
11.00-16	06592	BKT	F3 MULTI RIB	12	\$476.00	
12.5L16	06594	BKT	I1 FARM IMPLEMENT	12	\$462.00	
13.0/55-16	06712	BKT	AW702	12	\$552.00	
13.0/75-16	06811	BKT	AW702	10	\$590.00	
14.0/65-16	06631A	BKT	AW705	14	\$706.00	
21.5L16.1	06634	BKT	I1 FARM IMPLEMENT	14	\$1,416.00	
15.0/55-17	06585	BKT	AW705	10	\$606.00	
	06635	BKT	AW705	14	\$663.00	
19.0/45-17	06636	BKT	AW708	14	\$900.00	
500/50-17	06637	BKT	AW708	14	\$998.00	
12.5/80-18	06598	BKT	AW702	12	\$639.00	
13.0/65-18	06645	BKT	AW702	16	\$742.00	
15.0/70-18	06638	BKT	AW705	14	<b>\$1,001.00 see page 1</b>	
16.0/70-20	06640	BKT	AW705	14	\$906.00	
	06641	MITAS	MPT05	14	\$1,262.00	

\*HS denotes High Speed



BKT AW705



BKT AW708



BKT AW702



BKT 648



BKT 558



BKT 882

Agricultural Implement Product

All prices exclude GST and are recommended retail prices only. TRS reserve the right to change prices without prior notice. Please confirm prices prior to quoting.

SIZE	CODE	BRAND	STYLE	PLY RATING	RRP EX GST	HIGH SPEED
<b>▶ TRACTION IMPLEMENT INCLUDING WIDE PROFILE</b>						
27/10-15.3	03305	BKT	AS504	8	\$391.00	
10.0/75-15.3	03167	BKT	AS504	10	\$436.00	
11.5/80-15.3	03176	BKT	AS504	12	\$527.00	
400/60-15.5	06626	BKT	TR882	14	<b>\$651.00 see page 1</b>	
	31061	BKT	TR882 KEVLAR BELT	14	\$749.00	
10.50-16	09048	MITAS	IMO1	14	\$611.00	
15.0/55-17	03191	BKT	AS504	14	\$875.00	
19.0/45-17	03257	BKT	AS504	14	\$899.00	
10.5/80-18	03168	BKT	AS504	10	\$634.00	
12.5/80-18	03177	BKT	AS504	16	\$716.00	
16.0/70-20	03193	BKT	AS504	14	\$1,045.00	
400/55-22.5	06642	BKT	558 FLOTATION	14	\$1,391.00	
400/60-22.5	06684	BKT	648 FLOTATION	16	\$1,559.00	
18-22.5	07551	BKT	MP590	16	\$1,691.00	
500/45-22.5	06647	BKT	558 FLOTATION	16	\$1,582.00	
500/60-22.5	06648	BKT	648 FLOTATION	16	\$1,562.00	
550/45-22.5	06718	BKT	648 FLOTATION	16	\$1,577.00	
550/60-22.5	06652	BKT	648 FLOTATION	16	\$1,776.00	
600/50-22.5	06656	BKT	648 FLOTATION	16	\$2,124.00	
600/55-22.5	06812	BKT	648 FLOTATION	12	\$2,399.00	
700/40-22.5	06657	BKT	648 FLOTATION	16	\$2,636.00	
700/50-22.5	06714	BKT	648 FLOTATION	12	\$2,821.00	
15.5/80-24	03194	BKT	AS504	14	\$1,143.00	
16.5/85-24	03207	BKT	AS504	12	\$1,143.00	
600/55-26.5	06658	BKT	648 FLOTATION	16	\$2,806.00	
700/50-26.5	06659	BKT	648 FLOTATION	16	\$3,425.00	
650/65-30.5	06691	BKT	648 FLOTATION	12	\$3,406.00	
750/60-30.5	06692	BKT	648 FLOTATION	12	\$3,930.00	

<b>▶ AGRICULTURAL RADIAL IMPLEMENT TYRES</b>						
340/65R18	24018	MICHELIN	XP27	149A8	\$993.00	
445/65R22.5	01033	MITAS	ARO1	169F	\$1,734.00	HS
560/45R22.5	06736	BKT	FL630	152D	\$2,004.00	HS
710/45R22.5	01492	MICHELIN	CARGOXBIB	165D	\$3,508.00	HS
560/60R22.5	06737	BKT	FL630	161D	\$2,229.00	HS
	06820	BKT	FL693 ROAD MAX	161E	\$2,274.00	HS
	06707	MICHELIN	CARGOXBIB	161D	\$2,932.00	HS
600/50R22.5	01575	BKT	FL639	159D	\$2,563.00	HS
	06710	MICHELIN	CARGOXBIB	159D	\$3,084.00	HS
600/55R26.5	01508	MICHELIN	CARGOXBIB	165D	\$4,345.00	HS
650/55R26.5	01573	BKT	FL630	167D	\$3,291.00	HS
710/50R26.5	01576	BKT	FL630	170D	\$4,387.00	HS
800/45R26.5	01507	MICHELIN	CARGOXBIB	174D	\$5,794.00	HS

\*HS denotes High Speed



**BKT AS504**



**BKT Industrial Rib F3**



**BKT FL630**



**Michelin CargoXbib**



**BKT FL693 Road Max**



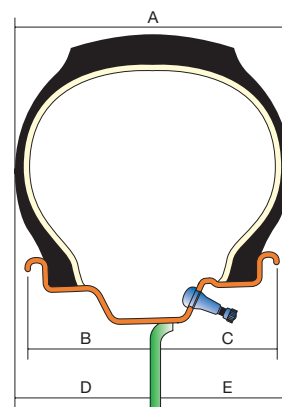
**Michelin XP27**

# Flotation Implement Wheel Assemblies



All measurements as shown on pages 16-18 are based on this diagram showing tyre widths and offset of wheels.

Specifications subject to change without notice and subject to brand variation.



SIZE	CODE	BRAND	TREAD	LOAD INDEX / PLY RATING	OVERALL DIAMETER (mm)	SPECIFICATIONS (mm)					LOAD CAP @40KPH	STUD PATTERN	WHEEL SIZE	RRP EX GST	HIGH SPEED
						A	B	C	D	E					
<b>BIAS PLY WHEEL ASSEMBLIES</b>															
10/80-12	WA002	BKT	AW702	10	710	245	104	101	122	118	1450kg	5	7.00x12	\$382.00	
10/75-15.3	WA005	BKT	AW702	10	760	275	130	122	140	132	1550kg	5	9.00x15.3	\$480.00	
10/75-15.3	WA009	BKT	AW702	10	760	275	130	122	140	132	1550kg	6	9.00x15.3	\$480.00	
10/75-15.3	WA008	BKT	AW702	14	760	275	130	122	140	132	1550kg	5	9.00x15.3	\$575.00	
10/75-15.3	WA006	BKT	AS504	10	760	275	130	122	140	132	1700kg	5	9.00x15.3	\$645.00	
10/75-15.3	WA012	BKT	AW702	14	760	275	130	122	140	132	1700kg	6	9.00x15.3	\$575.00	
10/75-15.3	WA010	BKT	AS504	10	780	275	130	122	140	122	1550kg	6	9.00x15.3	\$645.00	
10/75-15.3	WA136	BKT	AW702	18	760	275	130	122	140	132	2360kg	6	9.00x15.3	\$634.00	
11.5/80-15.3	WA013	BKT	AW702	12	884	305	130	122	155	147	2180kg	6	9.00x15.3	\$557.00	
11.5/80-15.3	WA015	BKT	AW702	14	884	305	130	122	155	147	2340kg	6	9.00x15.3	\$610.00	
11.5/80-15.3	WA014	BKT	AS504	12	884	305	130	122	155	147	2180kg	6	9.00x15.3	\$727.00	
11.5/80-15.3	WA016	BKT	AW702	16	884	305	130	122	155	147	2575kg	6	9.00x15.3	\$666.00	
290/80-389	WA017	VERNELAND	AW702	12	884	305	130	122	155	147	2180kg	6	9.00x15.3	\$557.00	
400/60-15.5	WA019	BKT	AW708	14	875	405	186	176	208	198	2725kg	6	13.00x15.5	\$841.00	
400/60-15.5	WA023	BKT	TR882	14	875	400	186	176	208	198	2725kg	6	13.00x15.5	\$863.00	
400/60-15.5	WA075	BKT	TR882 KEVLAR	14	875	400	186	176	208	198	2725kg	6	13.00x15.5	\$951.00	
13.0/55-16	WA025	BKT	AW702	14	770	327	157	150	164	156	2240kg	6	11.00x16	\$828.00	
14.0/65-16	WA026	BKT	AW705	14	870	372	158	148	186	176	2900kg	6	11.00x16	\$967.00	
15/55-17	WA028	BKT	AW705	10	850	391	183	169	194	180	2120kg	6	13.00x17	\$817.00	
15/55-17	WA030	BKT	AW705	14	850	391	183	169	194	180	2575kg	6	13.00x17	\$868.00	
15/55-17	WA031	BKT	AS504	14	890	380	181	171	191	181	2575kg	6	13.00x17	\$1,059.00	
19/45-17	WA032	BKT	AW708	14	860	470	223	214	236	227	2800kg	6	16.00x17	\$1,147.00	
19/45-17	WA033	BKT	AW708	14	860	470	223	214	236	227	2800kg	8	16.00x17	\$1,147.00	
500/50-17	WA076	BKT	AW708	14	945	500	223	214	236	227	3550kg	6	16.00x17	\$1,235.00	
500/50-17	WA077	BKT	AW708	14	945	500	223	214	236	227	3550kg	8	16.00x17	\$1,235.00	
10.5/80-18	WA034	BKT	AS504	10	907	274	130	122	136	128	1950kg	6	9.00x18	\$923.00	
12.5/80-18	WA035	BKT	AW702	12	965	308	130	122	160	152	2650kg	6	9.00x18	\$928.00	



**BKT AS504**



**BKT 882**



**BKT 558**



**BKT 648**



**Mitas TR08**

# Flotation Implement Wheel Assemblies

SIZE	CODE	BRAND	TREAD	LOAD INDEX / PLY RATING	OVERALL DIAMETER (mm)	SPECIFICATIONS (mm)					LOAD CAP @40KPH	STUD PATTERN	WHEEL SIZE	RRP EX GST	HIGH SPEED
						A	B	C	D	E					
12.5/80-18	WA036	BKT	AS504	12	987	308	127	119	154	146	2650kg	6	9.00x18	\$997.00	
13.0/65-18	WA037	BKT	AW702	16	890	330	156	148	164	156	2800kg	6	11.00x18	\$999.00	
15.0/70-18	WA038	BKT	AW705	14	990	413	180	171	207	198	3150kg	6	13.00x18	\$1,295.00	
15.0/70-18	WA039	BKT	AW705	14	990	413	180	171	207	198	3150kg	8	13.00x18	\$1,295.00	
16.0/70-20	WA043	BKT	AW705	14	1075	409	198	184	208	194	3750kg	8	14.00x20	\$1,368.00	
16.0/70-20	WA050	BKT	AW705	14	1075	409	198	184	208	194	3750kg	10	14.00x20	\$1,368.00	
16.0/70-20	WA044	BKT	AS504	14	1097	418	198	184	208	194	3750kg	8	14.00x20	\$1,493.00	
16.0/70-20	WA045	BKT	MP567	14	1128	405	198	184	208	194	3340kg	8	14.00x20	\$1,494.00	HS
16.0/70-20	WA051	BKT	AS504	14	1097	418	198	184	208	194	3750kg	10	14.00x20	\$1,493.00	
16.0/70-20	WA052	BKT	MP567	14	1128	405	198	184	208	194	3340kg	10	14.00x20	\$1,494.00	HS
16.0/70-20	WA048	MITAS	MPT05	14	1116	422	195	187	211	203	3165kg	8	14.00x20	\$1,688.00	
16.0/70-20	WA055	MITAS	MPT05	14	1076	422	195	187	211	203	3165kg	10	14.00x20	\$1,688.00	
400/55-22.5	WA060	BKT	TR558	14	1020	405	175	167	200	192	2360kg	8	11.75x22.5	\$1,755.00	
400/55-22.5	WA080	BKT	TR558	14	1020	405	175	167	200	192	3150kg	10	11.75x22.5	\$1,755.00	
400/60-22.5	WA061	BKT	TR648	16	1070	405	179	171	210	202	4000kg	8	11.75x22.5	\$1,906.00	
400/60-22.5	WA081	BKT	TR468	16	1070	400	175	167	200	192	3200kg	10	11.75x22.5	\$1,906.00	
500/45-22.5	WA064	BKT	TR558	16	1015	500	231	212	254	235	3750kg	8	16.00x22.5	\$1,985.00	
500/60-22.5	WA065	BKT	TR648	16	1170	500	231	212	254	235	4875kg	8	16.00x22.5	\$1,967.00	
500/45-22.5	WA082	BKT	TR558	16	1015	500	231	212	254	235	3750kg	10	16.00x22.5	\$1,985.00	
500/60-22.5	WA084	BKT	TR648	16	1170	500	231	212	254	235	4875kg	10	16.00x22.5	\$1,967.00	
550/45-22.5	WA086	BKT	TR648	16	1070	550	231	212	254	235	3550kg	8	16.00x22.5	\$1,981.00	
550/45-22.5	WA090	BKT	TR648	16	1070	550	231	212	254	235	3550kg	10	16.00x22.5	\$1,981.00	
550/60-22.5	WA068	BKT	TR648	16	1230	550	231	212	279	260	5450kg	8	16.00x22.5	\$2,160.00	
550/60-22.5	WA095	BKT	TR648	16	1230	550	231	212	276	267	4875kg	10	16.00x22.5	\$2,160.00	
600/50-22.5	WA072	BKT	TR648	16	1170	600	276	268	302	294	5150kg	8	20.00x22.5	\$2,695.00	
600/50-22.5	WA098	BKT	TR648	16	1170	600					3650kg	10	22.00x22.5	\$2,767.00	
700/40-22.5	WA101	BKT	TR648	16	1170	700					4750kg	8	24.00x22.5	\$3,227.00	
700/40-22.5	WA103	BKT	TR648	16	1170	700					4750kg	10	24.00x22.5	\$3,227.00	
700/50-22.5	WA105	BKT	TR648	12	1170	700					4125kg	8	24.00x22.5	\$3,394.00	
700/50-22.5	WA106	BKT	TR648	12	1170	700					4125kg	10	24.00x22.5	\$3,394.00	
600/55-26.5		BKT	TR648	16	1340	600					6000kg	8 or 10	20x26.5*	POA	
700/50-26.5		BKT	TR648	12	1340	700					5800kg	8 or 10	24.00x26.5*	POA	
700/50-26.5		BKT	TR648	16	1340	700					6700kg	8 or 10	24.00x26.5*	POA	
<b>▶ RADIAL TYRE WHEEL ASSEMBLIES</b>															
315/55R16	WA027	CONTINENTAL	MPT81	120K	750	317	160	150			1400kg	6	11.00x16	\$927.00	HS
340/65R18	WA041	MICHELIN	XP27	142G	895	340	156	148	169	161	3050kg	6	11x18	\$1,225.00	
405/70R20	WA049	MITAS	MPT21	152J	1110	407	195	187			3550kg	8	14.00x20	\$1,733.00	HS
405/70R20	WA056	MITAS	MPT21	152J	1178	522	245	237	261	253	4080kg	10	14.00x20	\$1,733.00	HS
340/65R18	06666	Bandenmarkt	XY1 REMOULD	160F	1080	380	173	163	190	180	5319kg	8	11.75x22.5	\$1,124.00	HS



**BKT AW702**



**BKT AW708**



**BKT 774**

# Flotation Implement Wheel Assemblies

SIZE	CODE	BRAND	TREAD	LOAD INDEX / PLY RATING	OVERALL DIAMETER (mm)	SPECIFICATIONS (mm)					LOAD CAP @40KPH	STUD PATTERN	WHEEL SIZE	RRP EX GST	HIGH SPEED
						A	B	C	D	E					
400R22.5	06716	Bandenmarkt	FLOTAGRIP	18	1080	381	171	163	190	182	5400kg	8	11.75x22.5	\$1,478.00	
400/70R22.5	066668	Bandenmarkt	GRADER TL	167A8	1140	381	171	163	190	182	5400kg	8	13.00x22.5	\$2,124.00	
445/65R22.5	WA062	MITAS	AR01	169F	1150	445	201	187	224	210	6670kg	8	14.00x22.5	\$2,087.00	HS
445/65R22.5	WA063	CONTINENTAL	AC70G	160G	1150	445	201	187	224	210	6670kg	8	14.00x22.5	\$2,534.00	HS
560/45R22.5	WA112	BKT	FL630	152D	1076	543	231	223			3550kg	8	16.00x22.5	\$2,365.00	HS
560/45R22.5	WA113	BKT	FL630	152D	1076	543	231	223			3550kg	10	16.00x22.5	\$2,365.00	HS
560/60R22.5	WA114	BKT	FL630	161D	1244	543	231	223			4625kg	8	16.00x22.5	\$2,568.00	HS
560/60R22.5	WA115	MICHELIN	CARGO XBIB	161D	1251	570	231	223			4630kg	8	16.00x22.5	\$3,200.00	HS
560/60R22.5	WA117	BKT	FL630	161D	1244	543	231	223			4625kg	10	16.00x22.5	\$2,568.00	HS
560/60R22.5	WA118	MICHELIN	CARGO XBIB	161D	1251	570	231	223			4630kg	10	16.00x22.5	\$3,200.00	HS
600/50R22.5	WA119	MICHELIN	CARGO XBIB	159D	1181	616	276	268			4380kg	8	20.00x22.5	\$3,559.00	HS
600/50R22.5	WA120	MICHELIN	CARGO XBIB	159D	1181	616	276	268			4380kg	10	20.00x22.5	\$3,559.00	HS
710/45R22.5	WA123	MICHELIN	CARGO XBIB	165D	1210	721					5150kg	8	24.00x22.5	\$4,012.00	HS
710/45R22.5	WA124	MICHELIN	CARGO XBIB	165D	1210	721					5150kg	10	24.00x22.5	\$4,012.00	HS



Michelin XP27



Bandenmarkt XY1



Bandenmarkt Flotagrip



Bandenmarkt Grader TL

Agricultural Implement Product

All prices exclude GST and are recommended retail prices only. TRS reserve the right to change prices without prior notice. Please confirm prices prior to quoting.

FUTURE PROOFING TYRES

# 50 PUNCTURE PROOF

- Permanent Solid Rubber Repair
- Improves safety & tyre life
- Reduce downtime
- Water soluble - NON TOXIC
- Designed for off-road or below 50kph use
- Made in New Zealand

Ideal for Agricultural Applications, Quad Bikes, Mowers, Light & Heavy Industrial Applications, Construction & Mining.

Puncture Proof 50 uses recycled rubber as a filler to form a solid permanent puncture repair which also seals the internal cords & webbing. This repair is suitable for retreading applications and repairs up to 12mm penetrations in 10+ ply rated tyres.

Puncture Proof 50 contains a rust inhibitor which protects the tyre belts and beads as well as the wheel rims from rust and corrosion. It has a coolant and rubber conditioner which dissipates heat build-up and maintains the internal condition of the tyre.

## Puncture Proof 50

Code	Description	RRP EX GST
PP50-1L	Puncture Proof 50 1 Litre Bottle	\$42.00
PP50-5L	Puncture Proof 50 5 Litre Pack	\$204.00
PP50-20L	Puncture Proof 50 20 Litre Drum	\$800.00

## Application rate per tyre

Diameter (mm) x Tread width (mm)

X 0.007 - Low risk of puncture = mls required per tyre

X 0.011 - Medium risk of puncture = mls required per tyre

X 0.015 - High risk of puncture = mls required per tyre

*Puncture Proof 100 is also available on request for over 50km p/h applications.*

Available from




# Braked and Unbraked Hub and Stub Axles

SHAFT SIZE		LOAD CAPACITIES										STUD PATTERN			RECOMMENDED RETAIL	
SIZE	LENGTH	25KPH	25KPH	40KPH	40KPH	65KPH	65KPH	#STUDS	C/BORE	PCD	STUD SIZE	UNBRAKED CODE	UNBRAKED RRP	BRAKED CODE	BRAKED RRP	
50mm	350mm	1650kg	1950kg	1350kg	1350kg	1200kg	1450kg	5	94mm	140mm	M16x1.5mm	35000	\$194.00			
50mm	350mm	1650kg	1950kg	1350kg	1600kg	1200kg	1450kg	6	161mm	205mm	M16x1.5mm	35001A	\$194.00			
60mm	350mm	2400kg	2850kg	2000kg	2500kg	1750kg	2250kg	6	161mm	205mm	M18x1.5mm	35002A	\$316.00			
60mm	400mm	2400kg	2850kg	2000kg	2500kg	1750kg	2250kg	6	161mm	205mm	M18x1.5mm			35003	\$427.00	
70mm	360mm	3500kg	4250kg	3250kg	3750kg	3000kg	3500kg	6	161mm	205mm	M18x1.5mm	35004	\$363.00			
70mm	400mm	3500kg	4250kg	3250kg	3750kg	3000kg	3500kg	6	161mm	205mm	M18x1.5mm			35005	\$608.00	
80mm	560mm	4500kg	5400kg	4000kg	4500kg	3750kg	4250kg	8	220mm	275mm	M18x1.5mm	35008	\$447.00	35009	\$921.00	
90mm	560mm	5000kg	6000kg	4500kg	5250kg	4250kg	4750kg	8	220mm	275mm	M20x1.5mm	35012	\$773.00	35013	\$1,096.00	
90mm	560mm	5000kg	6000kg	4500kg	5250kg	4250kg	4750kg	10	280mm	335mm	M22x1.5mm	35015	\$761.00	35016	\$1,400.00	
100mm	560mm	6500kg	7000kg	6500kg	7000kg	6000kg	6500kg	10	280mm	335mm	M22x1.5mm	35018	\$951.00	35019	\$1,267.00	
110mm	550mm	6500kg	7000kg	6500kg	7000kg	6000kg	6500kg	10	280mm	335mm	M22x1.5mm			35142	\$2,719.00	
150mm	710mm	7500kg	8000kg	8000kg	8000kg	7000kg	7500kg	10	280mm	335mm	M22x1.5mm			35148	\$4,167.00	

Axle length is measured from the front face of the flange to the end of the stub axle.

TRS carry an extensive range of hubs and stubs to suit all agricultural applications. Manufactured by ADR, the world's largest agricultural axle manufacturer, our range of hubs and stubs are proven performers in demanding agricultural applications. A range of sizes and stud patterns are available with the choice of braked or unbraked in most sizes.



All axles available as loose axles or complete beams built by ADR to your specified length.

TRS also market a range of accessories to suit ADR axles.

### AXLE ACCESSORIES

CODE	DESCRIPTION	PRICE
35104	ADR Drum Brake Hydraulic Cylinder (917PIST) ** Drum Brake Hydraulic Cylinder	\$151.00
35119	Trash Shield To Fit 60mm Axle**	\$14.50
35120	Trash Shield To Fit 70mm Axle**	\$14.50

Hydraulic brake rams designed to work with ADR braked hubs.

Trash shields to suit 60 and 70mm axles to further protect the seal when operated in severe conditions.



# Replacement Wheels

TRS carries an extensive range of replacement wheels for all Agricultural machinery. Sizes not listed below can be custom built to specific requirements. All wheels are available in a range of standard colours or can be painted to your specifications.

## ► EX-STOCK RANGE

WHEEL SIZE	CODE	SUGGESTED TYRE SIZE	WHEEL SPECIFICATIONS			B/SPACE D OFFSET	F/SPACE E OFFSET	RRP EX GST
			C. HOLE	PCD	#STUDS			
7.00x12	44042	10/80-12	94	140	5	102	125	\$166.00
9.00x15.3	44059	10/75-15.3	94	140	5	128	125	\$232.00
		11.5/80-15.3 (300/80)						
		290/80-389						
		12.5/80-15.3 (320/80)						
9.00x15.3	44055	10.0/75-15.3	161	205	6	132	143	\$303.00
		11.5/80-15.3 (300/80)						
		12.5/80-15.3 (320/80)						
		290/80-389						
9.00x15.3	44092	10/75-15.3	118	152	6	115	138	\$303.00
		11.5/80-15.3 (300/80)						
		290/80-389						
		12.5/80-15.3 (320/80)						
13.00x15.5	44012	400/400/60-15.5	161	205	6	185	173	\$332.00
13.00x15.5	44202	400/400/60-15.5	221	275	8			\$332.00
5.50x16	44037	700-16	118	152	6	100	67	\$293.00
		750-16						
W8LbX16	44047	900-16	118	152	6	95	120	\$321.00
11.00x16	44003	13/75-16	161	205	6	144	132	\$368.00
		13/55-16						
13.00x17	44015	15/55-17	161	205	6	185	172	\$326.00
16.00x17	44026	19/45-17	161	205	6	219	212	\$381.00
		500/50-17						
		555/45-17						
16.00x17	44027	19/45-17	221	275	8	219	212	\$403.00
		500/50-17						
		555/45-17						
9.00x18	44069	10.5/80-18	161	205	6	127	120	\$340.00
		12.5/80-18						
11.00x18	44148	13.0/65-18	161	205	6			\$397.00
13.00x18	44017	15.0/70-18	161	205	6			\$473.00
13.00x18	44019	15.0/70-18	221	275	8	179	170	\$473.00
14.00x20	44023	16.0/70-20	221	275	8	181	170	\$663.00
11.75x22.5	44010	400/60-22.5	221	275	8			\$589.00
16.00x22.5	44031	500/60-22.5	221	275	8	225	213	\$673.00
16.00x22.5	44171	550/60-22.5	281	335	10	225	213	\$713.00
20.00x22.5	44172	600/55-22.5	281	335	10	275	265	\$940.00
24.00x22.5	44173	700/50-22.5	281	335	10	330	310	\$1,026.00
24.00x22.5	44180	700/40-22.5	221	275	8	330	310	\$1,026.00



# Turf Tread Tyres



## **BKT LG306 TURF TYRES**

» Flat tread profile for higher contact area

» Improved tread life

SIZE	CODE	BRAND	STYLE	PLY RATING	RRP EX GST
13/5.00-6	22256	BKT	LG RIB	4	\$78.00
15/6.00-6	22257	BKT	LG306	4	\$90.00
16/6.50-8	22262	BKT	LG306	6	\$76.00
	22031	BRIDGESTONE	PD1	4	\$84.00
18/7.00-8	22003	BRIDGESTONE	PD	2	\$104.00
	03245	BKT	TR360	6	\$113.00
18/8.50-8	22035	BRIDGESTONE	PD	4	\$109.00
	22266	BKT	LG306	6	\$109.00
	22002	BKT	GF304	4	\$119.00
18/9.50-8	22005	BRIDGESTONE	SO SMOOTH	2	\$121.00
	22214	BKT	LG306	6	\$140.00
	22037	BRIDGESTONE	PD	4	\$145.00



**BKT LG408**



**Bridgestone M40B**



**Bridgestone PD**



**BKT LG306**

All prices exclude GST and are recommended retail prices only. TRS reserve the right to change prices without prior notice. Please confirm prices prior to quoting.

**Turf Tyres**

SIZE	CODE	BRAND	STYLE	PLY RATING	RRP EX GST
20/10.00-8	22267	BKT	LG306	4	\$122.00
	22008	BRIDGESTONE	M40B	2	\$134.00
	22269	BKT	LG307	6	\$140.00
20/8.00-10	22060	BRIDGESTONE	PD	4	\$134.00
20/10.00-10	22216	BKT	LG306	4	\$187.00
	22217	BKT	LG SMOOTH	4	\$197.00
205/50-10	22065A	BKT	GF305	4	\$160.00
20.5/8.00-10	22064	BRIDGESTONE	PD1	4	\$164.00
300/60-12	22268	BKT	TRACMASTER	8	\$285.00
23/8.50-12	22067	BRIDGESTONE	PD	4	\$186.00
	22218	BKT	LG306	4	\$186.00
23/10.50-12	22071	BRIDGESTONE	PD1	4	\$211.00
	22219	BKT	LG306	4	\$211.00
24/8.50-12	22073	BRIDGESTONE	PD1	4	\$252.00
24/13.00-12	22261	BKT	LG408	6	\$302.00
26/12.00-12	22220	BKT	LG306	4	\$264.00
26.5/14.00-12	22260	BKT	LG408	6	\$355.00
24/8.50-14	22085	BRIDGESTONE	PD1	4	\$254.00
25/8.50-14	22086	BRIDGESTONE	PD1	4	\$272.00
27/8.50-15	22087	BRIDGESTONE	PD1	4	\$321.00
29/12.00-15	22088	BRIDGESTONE	PD1	4	\$461.00
31/13.50-15	22091	BRIDGESTONE	PD1	4	\$570.00
31/15.50-15	22092	BRIDGESTONE	PD1	4	\$609.00
	01606	BKT	TRACMASTER	8	\$616.00
212/80D15	22095	BRIDGESTONE	PD1	4	\$437.00
315/75D15	22096	BRIDGESTONE	M40B	4	\$577.00
315/80D16	22101	BRIDGESTONE	M40B	4	\$619.00
13.6-16	22100	BRIDGESTONE	PD1	4	\$593.00
355/80D20	22106	BRIDGESTONE	PD1	4	\$1,004.00
475/65D20	22107	BRIDGESTONE	PD1	4	\$1,533.00



BKT LG307



BKT GF304



BKT Tracmaster



Bridgestone PD1

# Diamond Tread Tyres



- » **COST EFFECTIVE**  
Diamond tread replacement tyres are a popular option providing excellent value for money when increased flotation is not necessary.
- » **EASY TYRE SWAP**  
In most cases Diamond tread tyres can be simply fitted to the existing tractor rims without the need to build new wheels.
- » **WIDE RANGE**  
The Diamond range extends from 12" to 30" in diameter.

SIZE	CODE	BRAND	STYLE	PLY RATING	RRP EX GST
8-16	22097	BRIDGESTONE	FD	4	\$320.00
11.2-24	22113	BRIDGESTONE	FD	4	\$678.00
14.9-24	22280	BKT	TR391	8	\$996.00
18.4-26	22278	BKT	TR387	12	\$1,356.00
23.1-26	22175	BKT	TR387	16	\$1,953.00
28L26	22251	BKT	TR390	16	\$3,490.00
12.4-28	22209	BKT	TR387	8	\$985.00
13.6-28	22148	BRIDGESTONE	FD	6	\$995.00
16.9-28	22161	BKT	TR387	8	\$1,403.00
16.9-30	22165	BKT	TR387	8	\$1,549.00
18.4-30	22166	BKT	TR387	8	\$1,656.00



**Bridgestone FD**



**BKT TR387**



**BKT TR391**

# Softfoot Turf Solutions

Sofffoot turf solutions from TRS represent the ultimate in turf care technology. The unique pattern and low ground pressure properties of these tyres allows them to continue working in conditions that would see more conventional turf tyres parked up.

Not only can you work in wetter conditions, the wide profile also means turf damage is minimised due to the wide footprint and reduced ground pressure.

Without exception, customers using Sofffoot solutions report significantly increased productivity compared to previous solutions.

SIZE	CODE	BRAND	STYLE	PLY RATING	RRP EX GST
500/45-22.5	06647	BKT	558 FLOTATION	16	\$1,582.00
500/60-22.5	06648	BKT	648 FLOTATION	16	\$1,562.00
550/45-22.5	06718	BKT	648 FLOTATION	16	\$1,577.00
550/60-22.5	06652	BKT	648 FLOTATION	16	\$1,776.00
560/45R22.5	06736	BKT	FL630	152D	\$2,004.00
560/60R22.5	06737	BKT	FL630	161D	\$2,229.00
	06707	MICHELIN	CARGOXBIB	161D	\$2,932.00
600/50-22.5	06656	BKT	648 FLOTATION	16	\$2,124.00
600/50R22.5	06710	MICHELIN	CARGOXBIB	159D	\$3,084.00
600/55-22.5	06812	BKT	648 FLOTATION	12	\$2,399.00
700/40-22.5	06657	BKT	648 FLOTATION	16	\$2,636.00
700/50-22.5	06714	BKT	648 FLOTATION	12	\$2,821.00
710/45R22.5	01492	MICHELIN	CARGOXBIB	165D	\$3,508.00
600/55-26.5	06658	BKT	648 FLOTATION	16	\$2,806.00
600/55R26.5	01508	MICHELIN	CARGOXBIB	165D	\$4,345.00
650/55R26.5	01573	BKT	FL630	167D	\$3,291.00
700/50-26.5	06659	BKT	648 FLOTATION	16	\$3,425.00
710/50R26.5	01576	BKT	FL630	170D	\$4,387.00
800/45R26.5	01507	MICHELIN	CARGOXBIB	174D	\$5,794.00
650/65-30.5	06691	BKT	648 FLOTATION	12	\$3,406.00
750/60-30.5	06692	BKT	648 FLOTATION	12	\$3,930.00

Note all Sofffoot turf tyres tubeless unless noted.




# SOFTFOOT

Turf care wheel equipment

# ATV Tyres

**SEE PAGE 28  
FOR BEST VALUE  
PACKAGE BUYS  
ON POPULAR ATV  
COMBINATIONS**



- ▶ TRS stock the widest range of ATV tyre sizes to suit every application.
- ▶ High performance tyres at affordable prices.
- ▶ A greater variety of tread patterns for outstanding performance and durability.

SIZE	CODE	BRAND	STYLE	LOAD/SPEED	RRP EX GST
20/7.00-8	18026	BKT	AT108 SPORTS	4	\$112.00
22/11.00-8	18023	BKT	AT108 SPORTS	4	\$117.00
	18040	BKT	W207	6	\$137.00
22/10.00-9	18025	BKT	AT108 SPORTS	4	\$120.00
22/11.00-9	18002	BKT	AT108 SPORTS	4	\$120.00
	18028	BKT	W207	6	\$137.00
25/12.00-9	18024	BKT	AT108 SPORTS	4	\$139.00
	18041	BKT	W207	6	\$159.00
25/13.00-9	18010	BKT	AT108 SPORTS	6	\$143.00
	18039	BKT	W207	6	\$181.00
22/8.00-10	18011	BKT	AT108 SPORTS	6	\$117.00
	18042	BKT	W207	6	\$139.00
22/11.00-10	18004	BKT	AT108 SPORTS	4	\$112.00
	01561	BKT	W207	6	\$145.00
23/8.00-10	18005	BKT	AT108 SPORTS	4	\$104.00
24/11.00-10	18006	BKT	AT108 SPORTS	4	\$144.00
	01559	BKT	W207	6	\$150.00
25/11.00-10	18035	BKT	W207	6	\$161.00
25/12.00-10	18012	BKT	AT108 SPORTS	6	\$159.00
22/7.00-11	18027	BKT	AT108 SPORTS	4	\$100.00
23/8.00-11	18013	BKT	AT108 SPORTS	6	\$102.00
	18029	BKT	W207	6	\$125.00
24/8.00-11	18007	BKT	AT108 SPORTS	4	\$118.00
	18032	BKT	W207	6	\$142.00
24/9.00-11	18014	BKT	AT108 SPORTS	6	\$120.00
	18033	BKT	W207	6	\$141.00
24/10.00-11	18008	BKT	AT108 SPORTS	4	\$134.00
	18031	BKT	W207	6	\$152.00
25/8.00-11	18052	BKT	W207	6	\$130.00
24/8.00-12	18036	BKT	W207	6	\$136.00
25/8.00-12	18015	BKT	AT108 SPORTS	6	\$125.00
	18030	BKT	W207	6	\$134.00
25/10.00-12	18018	BKT	AT108 SPORTS	6	\$130.00
	18034	BKT	W207	6	\$143.00
25/11.00-12	18043	BKT	W207	6	\$151.00
26/12.00-12	18038	BKT	W207	6	\$223.00



**BKT AT108**



**BKT W207**

# DEFY GRAVITY



> Aggressive tread style

> Outstanding traction

> 6 ply rating

> Puncture resistant

## BKT W207

A **PROVEN** PERFORMER IN NEW ZEALAND CONDITIONS

**PROVEN** The BKT W207 range of ATV tyres has already proven exceptionally popular amongst New Zealand farmers since its recent introduction.

**PROVEN** BKT W207 has proven to be one of the most aggressive tread styles available in NZ.

**PROVEN** BKT W207 has proven to be ideal for our steep muddy conditions and has impressed many farmers with its outstanding traction and self cleaning ability.

**PROVEN** BKT W207's proven popularity also features highly with NZ farmers because of its 6-ply rating, extra load capacity and puncture resistance.

**ATV**

**TIRES**  
BUILT TOUGH

# Light & Heavy Truck Tyres

## ► BIAS PLY TYRES

SIZE	CODE	BRAND	STYLE	PLY RATING	RRP EX GST
650-14	09010	SUMO	ST888 Mud & Snow	8	\$138.00
700-16	09015	SUMO	ST888 Mud & Snow	8	\$230.00
750-16	09042	SUMO	ST888 Mud & Snow	14	\$260.00
825-16	09051	BKT	BK826 Crosslug	18	\$336.00

## ► MILITARY TYRES

SIZE	CODE	BRAND	STYLE	PLY RATING	RRP EX GST
900-16	09063	BKT	BK-6060 NDMS	16	\$435.00

## ► HEAVY TRUCK TYRES

SIZE	CODE	BRAND	STYLE	PLY RATING	RRP EX GST
650-20	07500	MITAS	NB60 Highway	10	\$329.00
900-20	07562	PRIMEX	Trakmaster 500	10	\$557.00
1000-20	07561	PRIMEX	Trakmaster 500	12	\$564.00

## MAXIMISE UPTIME & IMPROVE SAFETY WITH A TYREDOG TRUCK TPMS\*



- » Monitor tyre pressure & temperature from the comfort of your cab
- » Saves money on tyres and engine component wear
- » Increases fuel efficiency
- » Available in 2-36 wheel units

\*TYREDOG TD-2000A-X Tyre Pressure Monitoring System

30 YEARS EXPERIENCE LEADING BRANDS MORE CHOICE

Order Direct:  **0508 899 899**

**TRS**  
TYRE & WHEEL LIMITED



Primex Trakmaster



Sumo ST888

# Multi Purpose Tyres

## ► MPT STYLE RADIAL TYRES

SIZE	CODE	BRAND	STYLE	LOAD/SPEED	RRP EX GST
315/55R16	24014	CONTINENTAL	MPT81	120K	\$662.00
425/55R17	24049	CONTINENTAL	ALL GROUND	134G	\$1,217.00
275/80R20	24048	CONTINENTAL	MPT81	134K	\$875.00
12.5R20	24010	CONTINENTAL	MPT80	147J	\$1,210.00
335/80R20	24021	CONTINENTAL	MPT81	147K	\$1,111.00
365/80R20	24023	CONTINENTAL	MPT81	152K	\$1,316.00
405/70R20	24029	MITAS	MPT21	152J	\$1,312.00

## ► HIGH SPEED TRACTOR LUG RADIAL TYRES

SIZE	CODE	BRAND	STYLE	LOAD/SPEED	RRP EX GST
265/70R16	24012	CONTINENTAL	AC70G	114G	\$665.00
285/80R16	24044	CONTINENTAL	AC70G	126G	\$699.00
425/55R17	24002	CONTINENTAL	AC70G	134G	\$1,015.00
325/70R18	24045	CONTINENTAL	AC70G	125G	\$984.00
365/70R18	24003	CONTINENTAL	AC70G	132G	\$1,189.00
275/80R20	24052	CONTINENTAL	AC70G	131G	\$1,134.00
335/80R20	24020	CONTINENTAL	AC70G	134G	\$1,372.00
375/70R20	24004	CONTINENTAL	AC70G	136G	\$1,325.00
405/70R20	24060 <b>NEW</b>	BKT	MULTI MAX MP513	136G	\$1,225.00
	24026	CONTINENTAL	AC70G	136G	\$1,392.00
	24027	MICHELIN	XM47	136G	\$2,052.00
425/75R20	24030	CONTINENTAL	AC70G	148G	\$1,628.00
	24031	MICHELIN	XM47	148G	\$2,386.00
445/65R22.5	06668	CONTINENTAL	AC70G	160G	\$2,231.00
445/70R24	24038	MICHELIN	XM47	151G	\$3,220.00
495/70R24	24040	CONTINENTAL	AC70G	155G	\$2,594.00
	24041	MICHELIN	XM47	155G	\$3,851.00



Continental All Ground



Continental MPT81



Continental AC70G



Michelin XM47



BKT MP513

# Earthmoving, Backhoe & Grader Tyres



SIZE	CODE	BRAND	STYLE	PLY RATING/LOAD INDEX	RRP EX GST
18/8.50-10	12120	BKT	SKIDPOWER HD Widewall T/L	8	\$213.00
23/8.50-12	10006	BKT	SKIDPOWER HD Widewall T/L	6	\$239.00
27/10.00-12	10007	CONTINENTAL	IC30 Moffat T/L	6	\$521.00
26/12.00-12	10053	BKT	SKIDPOWER HD Widewall T/L	12	\$256.00
25/8.50-14	10203	GALAXY	Super Industrial Lug R4 T/L	6	\$407.00
27/8.50-15	10017	BKT	SKIDPOWER HD Widewall T/L	8	\$296.00
27/10.50-15	10018	BKT	SKIDPOWER HD Widewall T/L	8	\$328.00
31/15.50-15	10132	BKT	SKIDPOWER HD Widewall T/L	10	\$651.00
7.50-15	10054	BKT	PACMASTER T/T SLICK	12	\$385.00
8.5/90-15	10010	BKT	PACMASTER T/T SLICK	6	\$385.00
12.5/70-16	01554	BKT	AT621 INDUSTRIAL T/L	8	\$416.00
10-16.5	10021	BKT	SKIDPOWER (No Widewall) T/L	8	\$247.00
	10020A	BKT	SKIDPOWER HD Widewall T/L	10	\$353.00
	10030	BKT	SURETRAX HD Widewall T/L	10	\$402.00
	10029	BKT	POWERTRAX HD Widewall T/L	10	\$502.00
10R16.5	10214	MICHELIN	STABIL"X XZSL T/L	128A5	\$763.00
12-16.5	10033	BKT	SKIDPOWER HD Widewall T/L	10	\$483.00
	10056	BKT	SURETRAX HD Widewall T/L	12	\$617.00
	10055	BKT	POWERTRAX HD Widewall T/L	12	\$676.00
12R16.5	10215	MICHELIN	STABIL"X XZSL T/L	141A5	\$1,004.00
31.5/13.00-16.5	10037	BKT	SKIDPOWER HD Widewall T/L	10	\$548.00
33/15.50-16.5	10059	BKT	SKIDPOWER HD Widewall T/L	12	\$713.00



**BKT TR461R**



**BKT PowerTrax HD**



**BKT SureTrax HD**



**BKT MP 567**



**BKT TR459**



**BKT XL Grip**

# OFF HIGHWAY TYRE AND WHEEL SOLUTIONS FROM TRS

- » **QUALITY TYRE AND WHEEL BRANDS AT COMPETITIVE PRICES.**
- » **NO CHEAP, LOW QUALITY CHINESE BRANDS.**
- » **NEW SIZES ARRIVING DAILY.**



## SUMO L5 OTR Tyres

- » *Extra deep tread pattern.*
- » *Outstanding abrasion and cut resistance.*
- » *Tread groove design prevents groove cracks.*
- » *High ply ratings – up to 40 ply.*

### Sizes include:

17.5-25	20.5-25
23.5-25	26.5-25
29.5-25	



## BKT Earthmax Radial OTR

- » *All steel casing and strong steel belt.*
- » *Non directional rigid block pattern.*
- » *Cut and heat resistant tread compound.*
- » *More sizes arriving.*

### Sizes include:

17.5R25	20.5R25
23.5R25	

## Large OTR Wheel Solutions

TRS can now supply wheel equipment for the largest mining equipment as well as providing a crack testing and repair service for wheels in service.

- » *35" to 57" wheels and components available.*
- » *Patterns to suit Caterpillar and Komatsu Dump trucks available.*
- » *Full crack testing and repair service.*



30 YEARS EXPERIENCE LEADING BRANDS MORE CHOICE

PHONE  
NOW FOR  
A QUOTE



**0508 899 899**

or visit our website: [www.trstyreandwheel.co.nz](http://www.trstyreandwheel.co.nz)



SIZE	CODE	BRAND	STYLE	PLY RATING/LOAD INDEX	RRP EX GST
14-17.5	10084	BKT	SKIDPOWER HD Widewall T/L	14	\$895.00
10.5/80-18	10182	BKT	AT603 INDUSTRIAL T/L	10	\$647.00
12.5/65-18	10024	BRIDGESTONE	Fastgrip T/L	8	\$687.00
12.5/80-18	01557	BKT	TR461 INDUSTRIAL T/L	12	\$736.00
	10060	BKT	AT603 INDUSTRIAL T/L	12	\$736.00
15.5/60-18	01558	BKT	AT621 INDUSTRIAL T/L	10	\$723.00
15.5/70-18	10026	BRIDGESTONE	Fastgrip T/L	8	\$1,173.00
335/80R18	10211	MICHELIN	XZSL T/L	151A2	\$1,477.00
405/70R18	10116	MITAS	EM01 T/L		\$1,472.00
15-19.5	10087	BKT	SKIDPOWER HD Widewall T/L	14	\$1,157.00
18-19.5	10106	MITAS	MPT02 T/L	16	\$1,632.00
8.25-20	10088	BKT	EM936 T/T	14	\$608.00
9.00-20	10090	BKT	EM936 T/T	14	\$663.00
	10179	BKT	Pacmaster T/T Slick	14	\$668.00
10.00-20	10108	BKT	EM936 T/T	16	\$723.00
11.00-20	10221	BKT	EM936 T/T	16	\$855.00
	10180	BKT	Pacmaster T/T Slick	18	\$1,029.00
12.5-20	10172	BKT	MP567 T/L	12	\$880.00
16.0/70-20	10094	BKT	MP567 T/L	14	\$1,045.00
16.0/70-20	10095	MITAS	NB38 MPT04 T/L	14	\$1,418.00
17.5/65-20	01571	BKT	AT621 INDUSTRIAL T/L	10	\$937.00
335/80R20	10212	MICHELIN	XZSL T/L	153A2	\$1,573.00
400/70-20	01580	MICHELIN	Power CL T/L	149A8	\$1,818.00
400/70R20	01488	MICHELIN	XMCL T/L	149A8	\$1,951.00
405/70R20	10213	MICHELIN	XZSL T/L	155A2	\$1,846.00
18R22.5	01491	MICHELIN	XF INDUSTRIAL Lug T/L	182A2	\$2,567.00
16.9-24	10049	BKT	TR459 INDUSTRIAL R4	12	\$941.00
	10174	BKT	TR461 INDUSTRIAL R4	14	\$1,390.00
405/70-24	01605	BKT	MP600 T/L	14	\$1,604.00
	24046	MITAS	MPT04 T/L	14	\$1,846.00
440/80R24	01069	MICHELIN	XMCL T/L	161B	\$2,751.00



Michelin XZSL



Michelin XMCL



BKT Skidpower HD



BKT AT621



BKT EM937



BKT AT603

**Power of Steel**  
**Flexibility of Rubber**


*Off-Highway Tyre Solutions*



**EARTHMAX**  
CONSTRUCTION

[www.bkt-tires.com](http://www.bkt-tires.com)

SIZE	CODE	BRAND	STYLE	PLY RATING/LOAD INDEX	RRP EX GST
17.5L24	10050A	BKT	TR459 INDUSTRIAL R4	12	\$1,151.00
460/70R24	01505	MICHELIN	XMCL T/L	159B	\$2,977.00
	01540	BKT	Agro Indl RT747 T/L	152A8	\$2,170.00
18.4-24	10220	BKT	TR459 INDUSTRIAL	12	\$1,408.00
19.5L24	10152	BKT	TR459 INDUSTRIAL R4	12	\$1,290.00
	10175	BKT	TR461 INDUSTRIAL R4	12	\$1,579.00
21L24	10173	BKT	TR461 INDUSTRIAL R4	14	\$2,033.00
500/70R24	01489	MICHELIN	XMCL T/L	164B	\$3,108.00
1300-24	20001	BKT	Trac Grader G2 T/L	12	\$823.00
1400-24	20004	BKT	Trac Grader G2 T/L	12	\$893.00
	20046	BKT	EM937 Earthmover T/L	24	\$1,750.00
	20075	BKT	Rockgrip Port IND4 T/L	28	\$2,403.00
1400-25	20029	BKT	EM937 INDUSTRIAL T/L	24	\$1,755.00
15.5-25	20049	BKT	GR-288 GRADER T/L	12	\$1,206.00
17.5-25	20050	BKT	GR-288 GRADER T/L	16	\$1,286.00
	20052	BKT	XL-Grip T/L	16	\$1,818.00
	20056	PRIMEX	CM-5 T/L	20	\$3,419.00
	20070	SUMO	L5 T/L	20	\$3,419.00
17.5R25	20003	BKT	EARTHMAX SR30	167B/176A2	\$2,135.00
20.5-25	20051	BKT	GR-288 GRADER T/L	16	\$1,750.00
	20047	BKT	XL GRIP LOADER T/L	16	\$2,223.00
	20071	SUMO	L5 T/L	24	POA
20.5R25	20006	BKT	EARTHMAX SR30	177B/186A2	POA
23.5-25	20044	BKT	XL GRIP LOADER T/L	20	\$3,098.00
	20072	SUMO	L5 T/L	24	POA
	20058	PRIMEX	CM-5 T/L	20	POA
23.5R25	20007	BKT	EARTHMAX SR30	185B/195A2	POA
26.5-25	20036	MITAS	EM60 L3 Earthmover	32	\$5,238.00
	20073	SUMO	L5 T/L	40	POA
29.5-25	20074	SUMO	L5 T/L	40	POA
16.9-28	10142	BKT	TR459 INDUSTRIAL R4 T/L	12	\$1,143.00
	10176	BKT	TR461 INDUSTRIAL R4 T/L	14	\$1,586.00



Mitas MPT04



Mitas EM60



Sumo L5



BKT Earthmax SR30



Primex CML5

# Forestry Tyres

## FOR FORESTRY TYRES YOU CAN DEPEND ON



### LOG STOMPER EXTREME

Tough, Proven Performer



- » Rugged double-bead construction
- » Massive shoulders
- » Steel reinforced under-ply & side wall
- » Chipping & chunking preventative compound

### BKT FS216

Competitively Priced,  
Quality Tyres



- » Robust lugs for excellent traction
- » Steel belted construction
- » Double-bead construction & heavy rim guard
- » Excellent cut & chip resistance

**BKT FORESTECH** also available for Forwarders & Harvesters

TYRE SIZE	STYLE	RIM WIDTH (Inch)	UNLOADED INFLATED DIMENSIONS		STATIC LOADED RADIUS (mm)	ROLLING CIRCUM (mm) $\pm 2.5\%$	PLY RATING	TYPE	LOAD CAPACITY (cable/grapple skidders) 10 KPH		LOAD CAPACITY (other than cable/grapple) 30 PKH	
			SECTION WIDTH (mm)	OVERALL DIAMETER (mm)					MAX LOAD (kgs)	INFLATION PRESSURE (bar)	MAX LOAD (kgs)	INFLATION PRESSURE (bar)
<b>APPLICATION - LOGGER &amp; SKIDDER</b>												
23.1-26	FS216	20	587	1615	726	4780	16	TT	6300	2.8	4500	2.4
30.5L32	FS216	27	775	1847	833	5466	20	TL	8050	2.4	5380	2
30.5L32	LOGSTOMPER	27	761	1842	818	5268	20	TL	8400	2.4	6000	2.1
35.5-32	LOGSTOMPER	31	886	1984	875	5635	20	TL	10200	2.1	7300	1.7
<b>APPLICATION - FORWARDER</b>									<b>AT 10 KPH</b>		<b>AT 40 KPH</b>	
710/45-26.5	FORESTECH	24	710	1340	620	4047	20	TL	6900	5	5600	5
750/55-26.5	FORESTECH	24	765	1485	680	4467	20	TL	9000	5	7300	5

### » FORESTRY TYRES

SIZE	CODE	BRAND	STYLE	PLY RATING	RRP EX GST
23.1-26	31070	BKT	FS216	16	\$3,820.00
710/45-26.5	31001	BKT	Forestech	20	\$3,946.00
750/55-26.5	31002	BKT	Forestech	20	\$5,194.00
30.5L32	31072	BKT	FS216	20	\$6,234.00
30.5L32	31050	PRIMEX	Logstomper Extreme	20	\$7,274.00
35.5-32	31058	PRIMEX	Logstomper Extreme	20	\$8,834.00



BKT FS216



BKT Forestech



Primex Logstomper Extreme

# Solid Tyre Fill Compound

**NO MORE FLAT TYRES  
GUARANTEED!**



## PUNCTURE PROOF SOLUTIONS

**THE SOLUTION FOR TYRES  
THAT ARE CONSTANTLY PUNCTURED**

Industrial Machinery & Tractor Tyres



Flat tyres can be very, very expensive. Lost time, lost revenue, equipment replacement, but with the Rely<sup>®</sup> Tyre Fill System, you never have to worry about a flat tyre again.


The Rely<sup>®</sup> system works because tyres are filled with a liquid compound that cures to a soft rubber core within 24 hours.

Rely<sup>®</sup> filled tyres are nail-proof, slag-proof, even bullet-proof. And unlike conventional air filled tyres, tyres filled with Rely<sup>®</sup> are filled to the manufacturer's recommended pressure and will remain constant for the life of the tyre.



Rely<sup>®</sup> Tyre fill is suitable for anyone sick of the downtime associated with punctures. Industries where Rely<sup>®</sup> Tyre Fill is used include:

- » Forestry
- » Mining
- » Construction
- » Earthmoving
- » Landfill/Transfer stations



An alternative to tyre fill is the conversion of the machine to a solid industrial tyre. Increasingly popular in transfer station operations, this option has proven a reliable cost effective alternative.

# Press On Bands

SIZE	METRIC SIZE	CODE	BRAND	BLACK	NON MARK	RRP EX GST		
14x4½x8	356x114x203.2	16465	GLOBESTAR	T		\$156.00		
		16466	GLOBESTAR		T	\$182.00		
		16515	CONTINENTAL	S		\$255.00		
		16516	CONTINENTAL		S	\$312.00		
		16x5x10½	406x127x266.7	16460	GLOBESTAR	T		\$200.00
				16461	GLOBESTAR		T	\$215.00
16507	CONTINENTAL			S		\$268.00		
		16496	CONTINENTAL	T		\$312.00		
		14584	CONTINENTAL		S	\$315.00		
		16x6x10½	406x152x266.7	16467	GLOBESTAR	S		\$183.00
16109	GLOBESTAR			T		\$200.00		
16468	GLOBESTAR				S	\$243.00		
		16110	GLOBESTAR		T	\$266.00		
		16517	CONTINENTAL	T		\$277.00		
		16518	CONTINENTAL	S		\$277.00		
		16519	CONTINENTAL		S	\$368.00		
		16500	CONTINENTAL		T	\$368.00		
		15x5x11¼	381x127x285.5	16494	CONTINENTAL	T		\$317.00
16¼x6x11¼	413x152x285.8	16469	GLOBESTAR	S		\$181.00		
		16111	GLOBESTAR	T		\$187.00		
		16470	GLOBESTAR		S	\$194.00		
		16112	GLOBESTAR		T	\$239.00		
		16521	CONTINENTAL	S		\$254.00		
		16520	CONTINENTAL	T		\$276.00		
18x6x12½	457x152x308	16113	GLOBESTAR	T		\$260.00		
		16509	GLOBESTAR	S		\$260.00		
		16114	GLOBESTAR		T	\$281.00		
		16525	CONTINENTAL	S		\$292.00		
		16526	CONTINENTAL		S	\$436.00		
		18x7x12½	457x178x308	16478	GLOBESTAR	S		\$251.00
16115	GLOBESTAR			T		\$252.00		
16116	GLOBESTAR				T	\$274.00		
		16528	CONTINENTAL	S		\$323.00		
		16527	CONTINENTAL	T		\$348.00		
		16529	CONTINENTAL		S	\$535.00		
		14585	CONTINENTAL		T	\$515.00		
		18x8x12½	457x203x308	16117	GLOBESTAR	T		\$301.00
				16512	GLOBESTAR	S		\$301.00
16530	CONTINENTAL			S		\$364.00		
		16513	GLOBESTAR		S	\$380.00		
		16499	CONTINENTAL	T		\$697.00		
		18x9x12½	457x229x308	16118	GLOBESTAR	T		\$324.00

(S=SMOOTH, T=TREAD)




Continental Smooth



Continental Treaded

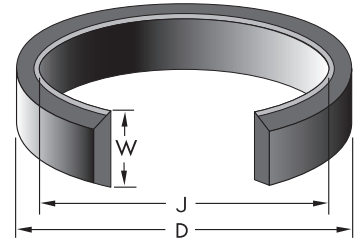
SIZE	METRIC SIZE	CODE	BRAND	BLACK	NON MARK	RRP EX GST
21x7x15	533x178x381	16119	GLOBESTAR	T		\$305.00
		16471	GLOBESTAR	S		\$305.00
		16472	GLOBESTAR		S	\$349.00
		16534	CONTINENTAL	S		\$359.00
		16532	CONTINENTAL	T		\$372.00
		16120	GLOBESTAR		T	\$383.00
21x8x15	533x203x381	16533	CONTINENTAL		T	\$643.00
		16535	CONTINENTAL		S	\$643.00
		16121	GLOBESTAR	T		\$359.00
		16473	GLOBESTAR	S		\$359.00
		16537	CONTINENTAL	S		\$416.00
21x9x15	533x229x381	16536	CONTINENTAL	T		\$449.00
		16474	GLOBESTAR		S	\$453.00
		16122	GLOBESTAR		T	\$475.00
		16538	CONTINENTAL		S	\$693.00
		16502	CONTINENTAL		T	\$693.00
		16491	CONTINENTAL	S		\$659.00
22x8x16	559x203x406.4	16462	GLOBESTAR	S		\$359.00
		16504	GLOBESTAR	T		\$359.00
		16463	GLOBESTAR		S	\$475.00
22x9x16	559x229x406.4	16492	CONTINENTAL	T		\$639.00
		16505	GLOBESTAR	T		\$375.00
22x12x16	559x305x406.4	16506	GLOBESTAR		T	\$396.00
		16490	GLOBESTAR		S	\$895.00
28x12x22	713x305x560	16497	CONTINENTAL	S		\$994.00
33x14x22	840x356x559	16539	GLOBESTAR	S		\$988.00
		01614	CONTINENTAL	S		\$2,770.00

(S=SMOOTH, T=TREAD)



## How to Indicate Dimensions

W: Tyre width  
D: Outside diameter  
J: Rim diameter

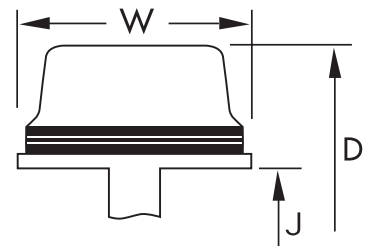


TYPE	INDICATION	EXAMPLE
Imperial	DxWxJ	18x8x12*
Metric	DxWJ	457x203-308

### 3 MEASUREMENTS ARE REQUIRED:

The tyre diameter, the tyre base width and the wheel diameter.

If the tyre is so worn that size markings cannot be read, the size can be determined by measuring the width of the tyre's base band (W) and the inside diameter of the base band (J).



# Pneumatic Forklift

## BIAS PLY

SIZE	CODE	BRAND	STYLE	PLY RATING	REC RIM WIDTH	RRP EX GST
5.00-8	12000	BKT	PL801 (SET)	8	3	\$78.00
	12082	BKT	POWER TRAX (SET)	10	3	\$97.00
18/7.00-8	12047	BKT	PL801 (SET)	16	4	\$142.00
	12046	BKT	POWER TRAX (SET)	16	4	\$176.00
6.00-9	12006	BKT	PL801 (SET)	10	4	\$130.00
	12005	BKT	POWER TRAX (SET)	10	4	\$140.00
21/8.00-9	12026	BKT	PL801 (SET)	14	6	\$219.00
6.50-10	12011	BKT	PL801 (SET)	10	5	\$156.00
	12010	BKT	POWER TRAX (SET)	10	5	\$214.00
23/9.00-10	12058	BKT	POWER TRAX (SET)	20	7	\$407.00
	13520	CONTINENTAL	IC30 TL	14	7	\$506.00
7.00-12	12015	BKT	PL801 (SET)	12	5	\$207.00
	12028	BKT	POWER TRAX (SET)	14	5	\$273.00
8.25-12	12016	ARMOUR	L6 (SET)	12	7	\$321.00
27/10.00-12	12114	BKT	POWER TRAX (SET)	16	8	\$521.00
	12129	GALAXY	YARDMASTER TT	16	8	\$624.00
5.50-15	12090	BKT	PL801 (SET)	8	4.5	\$267.00
7.00-15	12017	BKT	PL801 (SET)	12	6	\$304.00
	12128	GALAXY	YARDMASTER TT (SET)	12	6	\$363.00
7.50-15	12034	BKT	PL801 (SET)	14	7	\$350.00
	12126	GALAXY	YARDMASTER TT (SET)	12	7	\$481.00
8.15-15	12036	BKT	PL801 (SET)	14	7	\$311.00
	12037	BKT	POWER TRAX (SET)	14	7	\$407.00
8.25-15	12041	BKT	PL801 (SET)	14	7	\$412.00
	12040	BKT	POWER TRAX (SET)	14	7	\$526.00
28/12.50-15	12130	GALAXY	YARDMASTER TT	20	9.75	\$567.00
250-15	12060	BKT	PL801 (SET)	20	7	\$512.00
	12061	BKT	POWER TRAX	20	7	\$610.00
300-15	12057	BKT	PL801 (SET)	18	8	\$626.00
	12063	BKT	POWER TRAX	20	8	\$739.00
7.50-16	12127	GALAXY	YARDMASTER TT (SET)	16	6	\$576.00
	09041	TRAXTER	(SET)	16	6	\$588.00
10.00-20	12053	BKT	POWER TRAX (SET)	16	8	\$835.00
12.00-20	12067	BKT	POWER TRAX SMOOTH (SET)	20	9	\$1,476.00
	12066	BKT	POWER TRAX TREAD (SET)	20	9	\$1,476.00
9.00-20	12131	GALAXY	YARDMASTER TT (SET)	14	7	\$813.00
14.00-24	12139	GALAXY	DWL LUG TT	28	10	\$2,123.00
	10188	TRAXTER	L4S SMOOTH TT	32	10	\$2,585.00

## RADIAL

7.00R12	14574	CONTINENTAL	CONTI RT20	16	5	\$691.00
165R13	13001	CONTINENTAL	CONTI RV20	102A6	4.5	\$598.00
7.00R15	01610	CONTINENTAL	CONTI RV20	14	5.5	\$879.00
7.50R15	14576	CONTINENTAL	CONTI RV20	16	6	\$1,061.00
8.25R15	14579	CONTINENTAL	CONRAD HT1	18	6.5	\$1,215.00
225/75R15	14577	CONTINENTAL	CONTI RT20	16	7	\$996.00
250/70R15	14578	CONTINENTAL	CONTI RT20	18	7	\$1,456.00
315/70R15	14580	CONTINENTAL	CONTI RT20	22	8	\$2,033.00
10.00R20	14581	CONTINENTAL	CONTI RT20	18	7.5	\$1,889.00
12.00R20	14582	CONTINENTAL	CONTI RT20	20	8/8.5	\$2,199.00

**IMPORTANT.** All Radial Forklift tyres are designed to fit rims manufactured to withstand the load & inflation pressure of radial tyres. Please ensure rims are suited to Radial tyres & if unsure contact TRS for advice.



Galaxy DWL



BKT PL801



BKT Power Trax



Continental IC30



Continental RT20



Continental RV20

# Solid Tyres

SIZE	CODE	BRAND	STYLE	BLACK	NON MARK	CLICK	ANTI STAT	RRP EX GST
300-4	14501	CONTINENTAL	MIL	○				\$130.00
4.00-8	16475	GLOBESTAR	SOLID	○				\$125.00
	14002	TRAXTER	WIDEWALL SOLID E4	○				\$130.00
5.00-8	14511	TRAXTER	SOLID	○				\$157.00
	14284	GLOBESTAR	SOLID	○				\$157.00
	14431	CONTINENTAL	CSE ROBUST SC18	○				\$189.00
	14285	GLOBESTAR	SOLID		○			\$213.00
	14543	GLOBESTAR	SOLID	○			○	\$223.00
15/4½-8	14554	CONTINENTAL	CSE ROBUST SC18		○			\$246.00
	14424	GLOBESTAR	SOLID	○				\$121.00
16/6.00-8	14425	GLOBESTAR	SOLID		○			\$142.00
	14432	CONTINENTAL	CSE ROBUST SC18	○				\$146.00
	14433	CONTINENTAL	CSE ROBUST SC18	○		○		\$160.00
	14555	CONTINENTAL	CSE ROBUST SC18		○			\$163.00
	14476	CONTINENTAL	CSE ROBUST SC18		○	○		\$256.00
	14286	GLOBESTAR	SOLID	○				\$162.00
	14287	GLOBESTAR	SOLID		○			\$197.00
18/7.00-8	14467	CONTINENTAL	CSE ROBUST SC18		○	○		\$294.00
	14535	CONTINENTAL	SC20	○				\$327.00
	14466	CONTINENTAL	CSE ROBUST SC18	○		○		\$340.00
	14583	CONTINENTAL	SC20		○			\$412.00
	14512	TRAXTER	SOLID	○				\$204.00
6.00-9	14288	GLOBESTAR	SOLID	○				\$204.00
	14434	CONTINENTAL	CSE ROBUST SC18	○				\$246.00
	14289	GLOBESTAR	SOLID		○			\$270.00
	14435	CONTINENTAL	CSE ROBUST SC18	○		○		\$270.00
	14544	GLOBESTAR	SOLID	○			○	\$281.00
	14556	CONTINENTAL	CSE ROBUST SC18		○			\$311.00
	14552	CONTINENTAL	CSE ROBUST SC18		○	○		\$318.00
140/55-9	14513	TRAXTER	SOLID	○				\$221.00
	14290	GLOBESTAR	SOLID	○				\$221.00
	14397	GLOBESTAR	SOLID		○			\$270.00
	14545	GLOBESTAR	SOLID	○			○	\$278.00
	14436	CONTINENTAL	CSE ROBUST SC18	○				\$286.00
	14492	CONTINENTAL	CSE ROBUST SC18		○			\$384.00
140/55-9	14565	CONTINENTAL	SC20	○		○		\$289.00

Used solid tyres returned to TRS for pressing and disposal will incur a disposal fee. Please enquire at time of order for details.



Continental SC20



Globestar Treaded



Continental SC18

SIZE	CODE	BRAND	STYLE	BLACK	NON MARK	CLICK	ANTI STAT	RRP EX GST
21/8.00-9	14510	TRAXTER	SOLID	○				\$290.00
	14291	GLOBESTAR	SOLID	○				\$290.00
	14536	CONTINENTAL	SC20	○				\$396.00
	14292	GLOBESTAR	SOLID		○			\$407.00
	14566	CONTINENTAL	SC20	○		○		\$540.00
	14586	CONTINENTAL	SC20		○			\$585.00
	14540	CONTINENTAL	SC20		○	○		\$649.00
6.50-10	14514	TRAXTER	SOLID	○				\$304.00
	14293	GLOBESTAR	SOLID	○				\$304.00
	14546	GLOBESTAR	SOLID	○			○	\$357.00
	14398	GLOBESTAR	SOLID		○			\$401.00
	14437	CONTINENTAL	CSE ROBUST SC18	○				\$420.00
	14502	CONTINENTAL	CSE ROBUST SC18		○			\$519.00
	14493	CONTINENTAL	CSE ROBUST SC18		○	○		\$540.00
23/9.00-10	14379	GLOBESTAR	SOLID	○				\$397.00
	14522	CONTINENTAL	CSE ROBUST SC18	○				\$452.00
	14530	CONTINENTAL	CSE ROBUST SC18	○		○		\$483.00
	14426	GLOBESTAR	SOLID		○			\$535.00
	14559	CONTINENTAL	CSE ROBUST SC18		○			\$616.00
	14570	CONTINENTAL	CSE ROBUST SC18		○	○		\$632.00
200/50-10	14438	CONTINENTAL	CSE ROBUST SC18	○				\$250.00
	14477	CONTINENTAL	CSE ROBUST SC18	○		○		\$348.00
	14209	MARANGONI	ELTOR FIX4	○		○		\$348.00
	14569	CONTINENTAL	CSE ROBUST SC18		○	○		\$384.00
7.00-12	14515	TRAXTER	SOLID	○				\$376.00
	14294	GLOBESTAR	SOLID	○				\$376.00
	14547	GLOBESTAR	SOLID	○			○	\$420.00
	14399	GLOBESTAR	SOLID		○			\$420.00
	14439	CONTINENTAL	CSE ROBUST SC18	○				\$519.00
	14440	CONTINENTAL	CSE ROBUST SC18	○		○		\$530.00
	14560	CONTINENTAL	CSE ROBUST SC18		○			\$586.00
	14571	CONTINENTAL	CSE ROBUST SC18		○	○		\$648.00
23/10.00-12	14523	CONTINENTAL	SC20		○	○		\$327.00
27/10.00-12	14478	CONTINENTAL	CSE ROBUST SC18	○		○		\$1,065.00
	14572	CONTINENTAL	CSE ROBUST SC18		○	○		\$1,081.00
6.00-15	14604	TY	SOLID	○				\$637.00
7.00-15	14297	GLOBESTAR	SOLID	○				\$458.00
	14396	GLOBESTAR	SOLID	○				\$458.00
	14390	GLOBESTAR	SOLID		○			\$535.00
	14550	CONTINENTAL	SC20	○				\$835.00
815-15	14517	TRAXTER	SOLID	○				\$478.00

Used solid tyres returned to TRS for pressing and disposal will incur a disposal fee. Please enquire at time of order for details.

# Time for a change

The right tire for every job



## ContiRV20

The ContiRV20 has defined a new benchmark for performance, achieving even greater success – a tire designed specifically for industrial tractors providing in-house transportation and sweeping machines. The innovation is represented by the intelligent balance of different product properties to achieve higher speeds, longer tire life and outstanding comfort.

- Higher speeds
- Longer life
- Outstanding comfort

[www.continental-industrial-tires.com](http://www.continental-industrial-tires.com)



## ContiRT20

A new product developed specifically for lift trucks and industrial vehicles: the ContiRT20 is a complete breakthrough. It can handle heavy loads with a tread designed for maximised traction and stability. Delivering greater durability even under extreme stress levels, the ContiRT20 is the perfect partner for heavy industries, the building material industry and in-house transportation needs.

- Extreme durability and stability
- Outstanding comfort
- High traction



Industrial Tires

Lift Up Your Business!

**Continental** 

SIZE	CODE	BRAND	STYLE	BLACK	NON MARK	CLICK	ANTI STAT	RRP EX GST
8.15-15	14298	GLOBESTAR	SOLID	○				\$478.00
	14400	GLOBESTAR	SOLID		○			\$583.00
	14223A	MARANGONI	ELTOR F3	○				\$585.00
	14443	CONTINENTAL	CSE ROBUST SC18	○				\$610.00
	14561	CONTINENTAL	CSE ROBUST SC18		○			\$744.00
	14481	CONTINENTAL	CSE ROBUST SC18	○		○		\$810.00
8.25-15	14299	GLOBESTAR	SOLID	○				\$748.00
	14441	CONTINENTAL	CSE ROBUST SC18	○				\$829.00
	14442	CONTINENTAL	CSE ROBUST SC18	○		○		\$970.00
	14401	GLOBESTAR	SOLID		○			\$1,029.00
	14563	CONTINENTAL	CSE ROBUST SC18		○			\$1,076.00
28/12.50-15	14567	CONTINENTAL	SC20		○	○		\$1,505.00
250-15	14295	GLOBESTAR	SOLID	○				\$610.00
	14402	GLOBESTAR	SOLID		○			\$721.00
	14444A	CONTINENTAL	CSE ROBUST SC18	○				\$728.00
	14444	CONTINENTAL	CSE ROBUST SC18	○				\$761.00
	14562	CONTINENTAL	CSE ROBUST SC18		○			\$899.00
	14479	CONTINENTAL	CSE ROBUST SC18	○		○		\$1,067.00
300-15	14296	GLOBESTAR	SOLID	○				\$946.00
	14403	GLOBESTAR	SOLID		○			\$1,113.00
	14445	CONTINENTAL	CSE ROBUST SC18	○				\$1,130.00
	14564	CONTINENTAL	CSE ROBUST SC18		○			\$1,317.00
	14480	CONTINENTAL	CSE ROBUST SC18	○		○		\$1,400.00
	14503	CONTINENTAL	CSE ROBUST SC18		○	○		\$1,579.00
335/55-15	14553	CONTINENTAL	SC20	○				\$2,087.00
355/65-15	14568	CONTINENTAL	SC20	○		○		\$2,247.00
7.50-16	14518	TRAXTER	SOLID	○				\$883.00
	14520	TRAXTER	SOLID		○			\$980.00
9.00-20	14300	GLOBESTAR	SOLID	○				\$1,296.00
	14606	GLOBESTAR	SOLID		○			\$1,814.00
10.00-20	14301	GLOBESTAR	SOLID	○				\$1,675.00
	14447	CONTINENTAL	CSE ROBUST SC18	○				\$1,740.00
	14448	CONTINENTAL	CSE ROBUST SC18	○				\$1,783.00
12.00-20	14404	GLOBESTAR	SOLID	○				\$1,919.00
	14557	CONTINENTAL	SC20	○				\$3,317.00
	14541	CONTINENTAL	SC20	○				\$3,740.00
	14587	CONTINENTAL	SC20	○				\$3,986.00
355/50-20	14456	CONTINENTAL	SH12 SIT	○		○		\$1,912.00
12.00-24	14558	CONTINENTAL	SC20	○				\$4,100.00
14.00-24	13004	CONTINENTAL	SC20	○				\$5,095.00
16.00-25	14603	TY	SOLID	○				\$8,234.00

Used solid tyres returned to TRS for pressing and disposal will incur a disposal fee. Please enquire at time of order for details.

# The Ultimate Leader In Solid Tyres in Sri Lanka



**GLOBE ST★R & ULTIMATE**

**XT**

*The Preferred Brand*

Global Rubber  
Industries

**GLOBAL RUBBER INDUSTRIES (PVT) LTD**

No. 65/3, D. S. Fonseka Road, Colombo 05, Sri Lanka.

Tel : 94 11 2598831, 94 11 2555484 Fax : 94 11 2551091, 94 11 2597842

E-mail : [globalrubber@amaseuro.com](mailto:globalrubber@amaseuro.com)



# Bias Ply & Radial/Heavy Tubes

Bias Ply and Radial tubes for Agricultural, implement, industrial and truck.

Please note our freight policy on tubes. For orders of less than 3 units a small freight surcharge will apply. Orders of three or more tubes are freighted free of charge.

DIAMETER	CODE	SIZE	TYPE		VALVE	ALSO FITS	BRAND	RRP EX GST
			BIAS	RADIAL				
4	27036	3.00/3.50-4	○		TR13		VIKING	\$15.00
	27035	3.00/3.50-4	○		TR87		VIKING	\$15.00
5	27036A	4.10/3.50-5	○		TR87		VIKING	\$15.00
	27036B	4.10/3.50-5	○		TR13		VIKING	\$15.00
6	27038	13/5.00-6	○		TR13		VIKING	\$21.00
	27038A	13/5.00-6	○		TR87		VIKING	\$21.00
8	27039	15/6.00-6	○		TR13		VIKING	\$21.00
	27040	3.50-8	○		TR15		VIKING	\$11.00
	27041	4.00-8	○		TR13		VIKING	\$15.00
	27042	5.00-8	○		JS2		VIKING	\$24.00
	27044	16/6.50-8	○		TR13		VIKING	\$24.00
	27046	18.5/8.50-8	○		TR13		VIKING	\$24.00
9	27047	22/11-8	○		TR4		VIKING	\$30.00
	27048	6.00-9	○		TR13		VIKING	\$22.00
	27049	6.00-9	○		JS2		VIKING	\$26.00
	27050	21/8.00-9	○		JS2		VIKING	\$26.00
10	27051	25/12.00-9	○		TR4	11.00-9	VIKING	\$33.00
	27053	6.50-10	○		JS2		VIKING	\$27.00
12	27057	23/9.00-10	○		JS2		VIKING	\$32.00
	27420	ER10		○		145R10, 145/70R10	VIKING	\$18.00
	27059	7.00-12	○		TR75A		VIKING	\$30.00
	27060	7.00-12	○		JS2		VIKING	\$32.00
	27062	10.0/80-12	○		TR15		VIKING	\$35.00
13	27065	26/12.00-12	○		TR13		VIKING	\$39.00
	27066	27/10.00-12	○		JS2		VIKING	\$37.00
	27067	FR12		○	TR13	155R12	VIKING	\$22.00
	27069	FR13		○	TR13	155R13, 165R13	VIKING	\$22.00
	27070	GR13		○	TR13	185R13, 175/70R13, 185/70R13	VIKING	\$19.00
	27072	6-14	○		TR13	7-14	VIKING	\$30.00
	27075	FR14		○	TR13	155R14, 165R14	VIKING	\$24.00
14.5	27076	GR14		○	TR13	175R14, 175/70R14, 185/70R14	VIKING	\$22.00
	27376A	200/60-14.5	○		TR15		VIKING	\$79.00
15	27086	8.15-15	○		TR75A	28/9-15	VIKING	\$39.00
	27087	8.25-15	○		TR75A		VIKING	\$45.00
	27073	8.5/9.5L14/15	○		TR15		VIKING	\$36.00
	27081	250-15	○		TR75A		VIKING	\$45.00
	27082	300-15	○		TR75A	315/70-15	VIKING	\$47.00
	27085	7.00/7.50R15		○	TR75A		VIKING	\$42.00
	27088	10/11R15		○	TR13	10.0/75-15.3	VIKING	\$50.00
	27089	10/11R15		○	TR218A	10.0/75-15.3	VIKING	\$50.00
	27078	GR15		○	TR13	185-15, 185R15, 175/70R15, 185/70R15	VIKING	\$26.00
	27079	KR15		○	TR13		VIKING	\$32.00
	27077	FR15		○	TR13	165-15, 155R15, 165R15	VIKING	\$24.00
	27080	MR15		○	TR13	235/75R15, 265/70R15	VIKING	\$41.00
	27090	11L15/16	○		TR15	10.0/75-15.3	VIKING	\$49.00
	27091	11.5/80-15.3	○		TR13	12.5L16, 12.5L-15	VIKING	\$54.00
	15.3	27094	27/8.50/10.50-15	○		TR15		VIKING
27098		10.0/75-15.3	○		TR15 VALVE	10-15, 11-15	VIKING	\$51.00
15.5	27099	11.5/12.5/80-15.3	○		TR15	12.5L-16, 12.5L-15	VIKING	\$54.00
	27102	400/60-15.5	○		TR15		VIKING	\$86.00
16	27103	400/60-15.5	○		TR150A		VIKING	\$175.00
	27105	6.00/6.50-16	○		TR15		VIKING	\$27.00
	27105A	6.00/6.50-16	○		TR75		VIKING	\$29.00
	27116	GR16		○	TR13	650-16, 6.00-16, 6.50-16	VIKING	\$28.00
	27106	7.00/7.50-16	○		TR13		VIKING	\$35.00
	27107	7.00/7.50-16	○		TR75A		VIKING	\$44.00
	27108	7.50/8-16	○		TR15	7.50-18	VIKING	\$35.00
	27087A	8.25R16		○	TR177A		VIKING	\$44.00
	27109	8.25R16		○	TR75A		VIKING	\$52.00
	27111	9.00-16	○		TR15		VIKING	\$43.00
	27112	10.00-16	○		TR15 VALVE		VIKING	\$50.00
	16.1	27113	11.00-16	○		TR15		VIKING
27092		12.5L15/16	○		TR218	11.5/80-15.3	VIKING	\$75.00
27115		13/75-16	○		TR15		VIKING	\$73.00
27117		260/70R16		○	TR218A	280/70R16	MICHELIN	\$70.00
27118		13.5/16.5L16.1	○		TR15		VIKING	\$88.00
16.5	27118A	13.5/16.5L16.1	○		TR218A		VIKING	\$88.00
	27119	18.4 / 21.5L16.1	○		TR218A		VIKING	\$142.00
	27120	10-16.5	○		TR15		VIKING	\$53.00
17	27122	15.0/55-17	○		TR15		VIKING	\$84.00
	27123	19.0/45-17	○		TR15	500/50-17	VIKING	\$87.00
18	27126	7.50/8-18	○		TR15		VIKING	\$48.00
	27127	7.50R18		○	TR77		VIKING	\$67.00
	27128	8/9-18	○		TR15	750-18	VIKING	\$60.00
	27130	12.5/80-18	○		TR15		VIKING	\$80.00
27132	15.0/70-18	○		TR15		VIKING	\$98.00	

# Bias Ply & Radial/Heavy Tubes

DIAMETER	CODE	SIZE	TYPE		VALVE	ALSO FITS	BRAND	RRP EX GST
			BIAS	RADIAL				
19	27133	4.00-19	○		TR15		VIKING	\$25.00
	27134	6.00-19	○		TR15		VIKING	\$37.00
20	27136	6.50/7.00/7.50-20	○		TR75A		VIKING	\$54.00
	27136A	6.50/7.00/7.50-20	○		JS2		VIKING	\$54.00
	27390	750-20	○		TR177A		ARAGORN	\$47.00
	27137	750/8.3-20	○		TR15		VIKING	\$54.00
	27139A	8.3/9.5-20	○		TR218A	8/9-20	VIKING	\$61.00
	27401	8.25R20		○	TR77A		VIKING	\$47.00
	27401B	8.25R20		○	TR75A		VIKING	\$47.00
	27401A	8.25-20	○		TR75A		VIKING	\$48.00
	27140	9.00R20		○	TR78A		VIKING	\$55.00
	27141	9.5R20		○	TR218A	260/70R20, 280/70R20	MICHELIN	\$88.00
	27142	10.00R20		○	TR78A		VIKING	\$66.00
	27142A	10.00-20	○		TR177		VIKING	\$65.00
	27143	10.5-20	○		TR15		VIKING	\$65.00
	27144	10.5R20		○	TR218A	11.2R20, 280/85R20, 300/70R20, 320/70R20	MICHELIN	\$91.00
	27146	10.5R20		○	TR15	12.5R20, 275/335/80	VIKING	\$129.00
	27436	11.00/12.00R20		○	TR78A		VIKING	\$81.00
	27149	12.00R20		○		14.5R20, 365/80R20	MICHELIN	\$155.00
	27147	12.00-20	○		TR78A		VIKING	\$104.00
	27131	12.5-20			TR218A	12.5R18, 12.4/11R20	MICHELIN	\$98.00
	27403	12.5/80-20	○		TR218A		VIKING	\$105.00
	27152	1300/1400R20		○			MICHELIN	\$147.00
	27148	14.00R20		○			MICHELIN	\$111.00
	27165	14.9R20		○		360/70R20, 400/70R20, 375/75R20	MICHELIN	\$114.00
	27157	16.0/70-20	○		TR15	405/70-20	VIKING	\$127.00
	27158	16.0/70-20	○		TR218A	405/70-20	VIKING	\$127.00
	27161	16.00R20		○		425/75R20	MICHELIN	\$257.00
	27392	20/70-20	○		TR15		VIKING	\$175.00
22	27167	8.3/9.5-22	○		TR218A		VIKING	\$63.00
22.5	27171	600/50-22.5	○			TR218A	VIKING	\$308.00
24	27173	8.3/9.5-24	○		TR218	7.50-24	VIKING	\$66.00
	27178	11.2/12.4-24	○		TR218A		VIKING	\$81.00
	27182	12.00-24	○		TR179		VIKING	\$127.00
	27404	320/70R24		○	TR218A		VIKING	\$118.00
	27180	12.4R24		○	TR218A	320/70R24	MICHELIN	\$118.00
	27405	360/70R24		○	TR218A		VIKING	\$118.00
	27183	13.6/14.9-24	○		TR218A	12/13-24	VIKING	\$86.00
	27443	13.6R24		○		380/70R24	VIKING	\$134.00
	27191	14.9R24		○	TR218A	400/70R24, 420/70R24, 440/65R24	MICHELIN	\$139.00
	27407	420/70R24		○	TR218A		VIKING	\$140.00
	27189	14.9/17.5-24	○		TR218A	16.9/14-24	VIKING	\$113.00
	27194	16.9R24		○	TR218	460/70R24, 480/70R24, 540/65R24	MICHELIN	\$160.00
	27185	1300-24	○		TR179A	1400-24	VIKING	\$163.00
	27196	18.00-24	○		TR1175C	18.00-25	VIKING	\$283.00
	27197	KM24	○		TR218A	KM25	VIKING	\$163.00
25	27198	13.00-25	○		TR1175C	1400-25	VIKING	\$155.00
	27201	17.5-25	○		TR1175C		VIKING	\$247.00
	27202	20.5-25	○				VIKING	\$320.00
	27203	23.5-25	○		TR1175C		VIKING	\$349.00
	27204	26.5-25	○		TR1175C		VIKING	\$311.00
26	27208	18.4R26		○	TR218A	520/80R26, 580/70R26	MICHELIN	\$220.00
	27239	620/70R26		○	TR218	600/65R28, 600/70R28	MICHELIN	\$316.00
	27210	23.1-26	○		TR218A		VIKING	\$225.00
28	27223	11.2/12.4-28	○		TR218A		VIKING	\$91.00
	27408	320/70R28		○	TR218A		VIKING	\$97.00
	27224A	11.2R28		○	TR218A	280/85-28	FIRESTONE	\$111.00
	27224	11.2R28		○	TR218A	280/85-28	MICHELIN	\$117.00
	27409	12.4R28		○	TR218A	360/70R28	VIKING	\$120.00
	27227	12.4R28		○	TR218A	360/70-28	MICHELIN	\$145.00
	27228	13.6/14.9-28	○		TR218A		VIKING	\$113.00
	27230	13.6R28		○	TR218A	380/70-28	MICHELIN	\$147.00
	27410	420/70R28		○	TR218A		VIKING	\$130.00
	27232	14.9R28		○	TR218A	420/70R28, 440/65R28	MICHELIN	\$160.00
	27234	16.9/14-28	○		TR218A		VIKING	\$124.00
	27411	480/70R28		○	TR218A		VIKING	\$132.00
	27237	16.9R28		○	TR218A	480/70R28, 540/65R28, 480/70-28	MICHELIN	\$191.00
30	27241	14.9-30	○		TR218A		VIKING	\$129.00
	27242	14.9R30		○	TR218A	420/70R30	MICHELIN	\$185.00
	27240	16.9/18.4-30	○		TR218A		VIKING	\$140.00
	27444	16.9R30		○		480/70R30	VIKING	\$190.00
	27413	520/70R30		○	TR218A		VIKING	\$163.00
	27249	18.4R30		○	TR218A		MICHELIN	\$220.00
	27250	23.1-30	○		TR218A		VIKING	\$249.00
32	27253	8.3/9.5-32	○		TR218A		VIKING	\$102.00
	27421	11.2/10-32	○		TR218A		VIKING	\$101.00
	27257	12.4/11-32	○		TR218		VIKING	\$122.00
	27258	12.4R32		○	TR218A	320/85-32	MICHELIN	\$149.00
	27260	24.5R32		○	TR2	30.5R32, 650R32, 680R32, 900/60R32	MICHELIN	\$480.00
	27264	30.5L32	○		TR218	800/65R32	VIKING	\$412.00

Tubes

All prices exclude GST and are recommended retail prices only. TRS reserve the right to change prices without prior notice. Please confirm prices prior to quoting.

# Bias Ply & Radial/Heavy Tubes, Flaps and O-Rings

DIAMETER	CODE	SIZE	TYPE		VALVE	ALSO FITS	BRAND	RRP EX GST	
			BIAS	RADIAL					
34	27414	480/70R34		○	TR218A		VIKING	\$157.00	
	27272	16.9R34		○	TR218A	480/70R34, 540/65R34	MICHELIN	\$220.00	
	27271	16.9/18.4-34	○		TR218A		VIKING	\$160.00	
	27451	18.4R34		○	TR218A	520/70R34	VIKING	\$217.00	
	27445	18.4R34		○	TR218A	520/70R34	VIKING	\$217.00	
36	27276	23.1-34		○	TR218A		VIKING	\$311.00	
	27283	9-36	○		TR218A		VIKING	\$111.00	
	27286	11.2R36		○	TR218A	12.4R36, 13.6R36	MICHELIN	\$134.00	
	27285	11.2/12.4/13.6-36	○		TR218A		VIKING	\$107.00	
38	27288	13.6R36		○	TR218A		MICHELIN	\$185.00	
	27375	11.2/12.4-38	○		TR218A		VIKING	\$113.00	
	27446	13.6R38		○	TR218A		VIKING	\$150.00	
	27293	13.6/14.9/15.5-38	○		TR218A		VIKING	\$140.00	
	27301	14.9R38		○	TR218A	16.9R38, 420/85R38, 480/70R38	MICHELIN	\$223.00	
	27299	15.5R38		○	TR218A		MICHELIN	\$193.00	
	27300	16.9/18.4-38	○		TR218A		VIKING	\$188.00	
	27416	480/70R38		○	TR218A		VIKING	\$191.00	
	27417	18.4R38		○	TR218A	520/70R38	VIKING	\$225.00	
	27447	520/70R38		○	TR218A		VIKING	\$261.00	
	27305	20.8-38	○		TR218A		VIKING	\$263.00	
	27418	580/70R38		○	TR218A		VIKING	\$265.00	
	42	27307	20.8R38		○	TR218A	580/70R38, 600/65R38, 650/65R38	MICHELIN	\$332.00
27309		650/85R38		○	TR218A	650/75R38, 710/70R38	MICHELIN	\$455.00	
27391		9.5/11.2-42	○		TR218A		VIKING	\$166.00	
27315		16.9R42		○	TR218A	18.4R42	MICHELIN	\$214.00	
27422		18.4-42	○		TR218A		VIKING	\$229.00	
27317		20.8R42		○	TR218A	620/70R42	MICHELIN	\$395.00	
27319		710/70R42		○	TR218A	900/50-42	MICHELIN	\$521.00	
44		27426	8.3-44	○		TR218A		VIKING	\$116.00
		27448	8.3/9.5R44		○	TR218A		VIKING	\$150.00
		27450	11.2R44		○	TR218A	270/95R44	VIKING	\$150.00
46	27449	12.4R46		○	TR218A		VIKING	\$204.00	
	27344	12.4-46	○		TR218A		VIKING	\$241.00	
	27326	14.9-46	○		TR218A		VIKING	\$233.00	
48	27331	18.4R46		○	TR218A	20.8R46, 480/80R46, 520/85R46	MICHELIN	\$373.00	
	27425	9.5-48	○		TR218A		VIKING	\$155.00	
	27333	9.5R48		○	TR218A	230/95R48	MICHELIN	\$208.00	
52	27337	12.4R50		○	TR218A	320/90R50, 12.4R52, 300/95R52, 11.2R54, 270/95R54	MICHELIN	\$278.00	

## » O RINGS

SIZE	CODE	ALSO FITS	STYLE	RRP EX GST
20 INCH	27339		6.6MM	\$38.00
24 INCH	27027		SMALL	\$25.00
25 INCH	27028		SMALL	\$25.00
25 INCH	27030		LARGE	\$25.00
32.5 INCH	27031		LARGE	\$25.00

## » SEALING RING

700R15	27452	(5.50 inch rim)** 7.00R15	FORKLIFT	\$209.00
825R15	27453	(6.50 inch rim)** 8.25R15	FORKLIFT	\$238.00
300R15	27454	(8 inch rim)** 315/70 R15	FORKLIFT	\$238.00
250R15	27455	(7.00/7.50 inch Rim)** 250/70R15	FORKLIFT	\$238.00
1000R20	27456	1200 R20 (7.5/8.0/8.5 inch rim)** 10.00R20 20.00R20	FORKLIFT	\$304.00

## » L RINGS

20 INCH	27352			\$61.00
---------	-------	--	--	---------

## » FLAPS

5.00-8	27000		FORKLIFT	\$9.00
6.00-9	27001		FORKLIFT	\$9.00
6.50-10	27002		FORKLIFT	\$9.00
23/9.00-10	27003			\$14.00
7.00-12	27004			\$14.00
27/10.00-12	27005			\$22.00
250/300-15	27358			\$18.00
7.00/7.50-15	27006	750-15	FORKLIFT	\$14.00
8.15-15	27007	8.25-15, 900-15, 1000-15		\$14.00
6.50-16	27009	700-16, 7.50-16, 9.00-16		\$18.00
280-20	27017			\$73.00
7.00-20	27013	700-15, 750-20		\$18.00
900-20	27014	1000-20, 1100-20		\$18.00
10.00R20	27438	1100-20		\$24.00
12.00-20	27439			\$38.00
15.5-25	27024			\$110.00



TR15



TR13



TR218A



TR75A, TR177



TR592



TR618A



TRSP2




TRJ670



TRJ650/668



JS2



V3-14-3

# SNAPLOK

DUALS

## NZ'S MOST POPULAR DUAL WHEEL SYSTEM



Modern farming demands proven solutions and performance. So when you need a Dual Wheel system that will perform day in and day out, choose Snaplok, a New Zealand favourite for over 25 years. This is your absolute guarantee of quality, strength and reliability. At TRS we can manufacture a Snaplok Dual Wheel that will suit your specific application and tractor size.

So for expert advice, talk to someone who knows the territory.



50 YEARS EXPERIENCE    100% NZ MADE    100% CHOICE



**0800 336 334**

[www.trsnz.com/dualwheels](http://www.trsnz.com/dualwheels) or see your local retailer



# Dual Wheel Components

## » SPACER BANDS AND POWER RAILS - PRICING IS PER PAIR OF BANDS AND/OR POWER RAILS

DIA	BANDS ONLY 200MM	WITH POWER RAILS	BANDS ONLY 250MM	WITH POWER RAILS	BANDS ONLY 300MM	WITH POWER RAILS	BANDS ONLY 350MM	WITH POWER RAILS	BANDS ONLY 400MM	WITH POWER RAILS	BANDS ONLY 450MM	WITH POWER RAILS	POWER RAILS SEPARATELY
20"	\$364.00	\$538.00	\$440.00	\$614.00	\$475.00	\$649.00	\$505.00	\$679.00	\$600.00	\$774.00	\$778.50	\$952.50	\$324.00
24"	\$384.00	\$574.00	\$476.00	\$666.00	\$519.00	\$709.00	\$560.00	\$750.00	\$635.00	\$825.00	\$778.50	\$968.50	\$340.00
28"	\$405.00	\$611.00	\$512.00	\$718.00	\$563.00	\$769.00	\$600.00	\$806.00	\$670.00	\$876.00	\$800.00	\$1,006.00	\$356.00
30"	\$415.00	\$621.00	\$530.00	\$736.00	\$584.00	\$790.00	\$773.00	\$979.00	\$896.00	\$1,102.00	\$920.00	\$1,126.00	\$356.00
32"	\$426.00	\$647.00	\$548.00	\$769.00	\$606.00	\$827.00	\$773.00	\$994.00	\$896.00	\$1,117.00	\$1,228.50	\$1,449.50	\$371.00
34"	\$437.00	\$658.00	\$567.00	\$788.00	\$628.00	\$849.00	\$773.00	\$994.00	\$896.00	\$1,117.00	\$1,228.50	\$1,449.50	\$371.00
36"	\$447.00	\$684.00	\$584.00	\$821.00	\$649.00	\$886.00	\$773.00	\$1,010.00	\$896.00	\$1,133.00	\$1,228.50	\$1,465.50	\$387.00
38"	\$457.00	\$702.00	\$602.00	\$847.00	\$671.00	\$916.00	\$773.00	\$1,018.00	\$896.00	\$1,141.00	\$1,228.50	\$1,473.50	\$395.00
42"	\$478.00	\$730.00	\$639.00	\$891.00	\$715.00	\$967.00	\$818.00	\$1,070.00	\$1,013.00	\$1,265.00	\$1,228.50	\$1,480.50	\$402.00
44"	\$489.00	\$757.00	\$657.00	\$925.00	\$737.00	\$1,005.00	\$818.00	\$1,086.00	\$1,013.00	\$1,281.00	\$1,228.50	\$1,496.50	\$418.00
46"	\$499.00	\$775.00	\$675.00	\$951.00	\$758.00	\$1,034.00	\$818.00	\$1,094.00	\$1,013.00	\$1,289.00	\$1,228.50	\$1,504.50	\$426.00
48"	\$509.00	\$793.00	\$693.00	\$977.00	\$780.00	\$1,064.00	\$840.00	\$1,124.00	\$1,013.00	\$1,297.00	\$1,318.50	\$1,602.50	\$434.00
50"	\$520.00	\$811.00	\$711.00	\$1,002.00	\$802.00	\$1,093.00	\$840.00	\$1,131.00	\$1,013.00	\$1,304.00	\$1,318.50	\$1,609.50	\$441.00
52"	\$530.00	\$829.00	\$729.00	\$1,028.00	\$823.00	\$1,122.00	\$870.00	\$1,169.00	\$1,013.00	\$1,312.00	\$1,422.00	\$1,721.00	\$449.00
54"	\$540.00	\$847.00	\$747.00	\$1,054.00	\$845.00	\$1,152.00	\$870.00	\$1,177.00	\$1,013.00	\$1,320.00	\$1,422.00	\$1,729.00	\$457.00

## » SPARE PARTS

DESCRIPTION	CODE	COBRA	SNAPLOK
CLAMP	42037/42071	\$56.00	\$136.00
EYENUT	See table	\$33.00	\$33.00
HOOK	42062	\$33.00	\$33.00
ROD	42068	\$33.00	\$33.00
HANDLE	42057	\$18.00	\$18.00
COMPLETE ASSEMBLY		\$173.00	\$253.00




## » EYENUT MOUNTING BUSHES

To suit "B" Eyenut	42056	\$20.00	\$20.00
Bolts to suit above	50054	\$7.00	\$7.00

## » EYENUT CODES

STYLE	CODE	THREAD	RRP EX GST
A	42044	M16X1.5MM	\$33.00
B	42045	M16X2.0MM	\$33.00
C	42047	5/8 UNF	\$33.00
D	42048	5/8 UNC	\$33.00
E	42049	M18X1.5MM	\$33.00
F	42050	M18X2.5MM	\$33.00
G	42051	M20X2.5MM	\$33.00
H	42052	3/4 UNF	\$33.00
I	42053	3/4 UNC	\$33.00
J	42054	M18X2.0MM	\$33.00
K	42055	M14X1.5MM	\$33.00

# Bar Axle Hub Dual Wheels



Bar Axle Hub Dual wheel systems are designed for large horsepower tractors with a factory "bar axle" and may be fitted as an alternative to Cobra or Snaplok systems.

Two types are available with the "Wedge" type offering easier adjustability to the "U bolt" system.

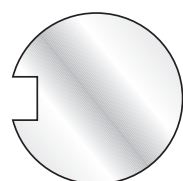
Bar Axle Dual systems are available to suit most tractors, but please note in some circumstances the bar axle length may not be sufficient to accommodate Bar axle duals. Snaplok or Cobra duals should be fitted in such cases.

Please enquire with TRS for pricing on Bar Axle Dual wheel systems.

## » HOW DO I ORDER?

Just call freephone 0508 899 899 and

- Specify the tractor make and model
- Specify the axle size & length
- Specify if the wheels are 8, 9 or 10 stud.



axle size  
101.6mm  
4"

# Snaplok and Cobra Dual Systems



The Snaplok clamp is a quick release over-centre action type.

All that is required is to locate the hook onto the eyenut, position the clamp on the Power-rail and pull the clamp by its unique over centre action.


This is very quick for farmers removing and fitting their duals regularly.




The Cobra clamp is primarily designed for the farmer who doesn't need to take his duals off or put them on frequently.

The componentry is identical to the Snaplok clamp, except that the threaded rod passes through the hole in the clamp.

Tightening is done by winding a nut up against the clamp, pulling everything tight.



Cross-section of dual wheel with Snaplok clamp



Cross-section of dual wheel with Cobra clamp

TRS Dual wheel systems are supported by a wide range of loose componentry and spare parts.

DIAMETER	SIZE	TYRE BRAND	PLY RATING LOAD/SPEED	CLAMPS PER WHEEL	COBRA KIT EXCEL TYRES & TUBES	FULL KIT	SNAPLOCK KIT EXCEL TYRES & TUBES	FULL KIT
28"	13.6R28	BKT	127A8	3	\$3,244.00	\$5,314.00	\$4,324.00	\$6,394.00
	14.9-28	BKT	8	3	\$3,244.00	\$4,526.00	\$4,324.00	\$5,606.00
	14.9R28	BKT	133A8	3	\$3,244.00	\$5,586.00	\$4,324.00	\$6,666.00
	16.9-28	BKT	12	3	\$3,439.00	\$5,279.00	\$4,526.00	\$6,366.00
30"	16.9R28	BKT	139A8	3	\$3,439.00	\$6,223.00	\$4,526.00	\$7,310.00
	14.9R30	BKT	135A8/B	3	\$3,418.00	\$6,478.00	\$4,505.00	\$7,565.00
	16.9-30	BKT	8	4	\$3,682.00	\$5,246.00	\$5,099.00	\$6,664.00
	16.9R30	BKT	140A8	4	\$3,682.00	\$6,504.00	\$5,099.00	\$7,921.00
32"	18.4-30	BKT	8	4	\$3,682.00	\$5,482.00	\$5,099.00	\$6,899.00
	18.4R30	BKT	145A8	4	\$3,682.00	\$7,342.00	\$5,099.00	\$8,759.00
	12.4-32	BKT	8	3	\$3,188.00	\$4,858.00	\$4,266.00	\$5,936.00
	12.4R32	BKT	126A8	3	\$3,188.00	\$5,392.00	\$4,266.00	\$6,470.00
34"	16.9-34	BKT	8	4	\$4,066.00	\$6,278.00	\$5,497.00	\$7,709.00
	16.9R34	BKT	142A8	4	\$4,066.00	\$7,534.00	\$5,497.00	\$8,965.00
	16.9R34	KLEBER	142A8	4	\$4,066.00	\$8,248.00	\$5,497.00	\$9,679.00
	16.9R34	MICHELIN	136B	4	\$4,066.00	\$8,694.00	\$5,497.00	\$10,125.00
36"	18.4-34	BKT	8	4	\$4,066.00	\$6,338.00	\$5,497.00	\$7,769.00
	18.4R34	BKT	147A8	4	\$4,066.00	\$7,506.00	\$5,497.00	\$8,937.00
	18.4R34	KLEBER/ MICHELIN	144A8	4	\$4,066.00	\$9,600.00	\$5,497.00	\$11,031.00
	12.4-36	BKT	8	4	\$4,508.00	\$5,948.00	\$5,955.00	\$7,395.00
38"	13.6-36	BKT	8	4	\$4,508.00	\$6,378.00	\$5,955.00	\$7,825.00
	13.6R36	KLEBER	127A8	4	\$4,508.00	\$8,450.00	\$5,955.00	\$9,897.00
	13.6-38	BKT	6	4	\$4,466.00	\$6,452.00	\$5,912.00	\$7,898.00
	13.6R38	BKT	133A8	4	\$4,466.00	\$7,456.00	\$5,912.00	\$8,902.00
38"	14.9R38	BKT	139A8	4	\$4,466.00	\$7,992.00	\$5,912.00	\$9,438.00
	16.9-38	BKT	8	6	\$5,221.00	\$8,027.00	\$7,337.00	\$10,143.00
	16.9R38	BKT	141A8	6	\$5,221.00	\$8,701.00	\$7,337.00	\$10,817.00
	16.9R38	KLEBER/ MICHELIN	141A8	6	\$5,221.00	\$10,937.00	\$7,337.00	\$13,053.00
	18.4-38	BKT	8	6	\$5,221.00	\$8,101.00	\$7,337.00	\$10,217.00

# Snaplok and Cobra Dual Systems

DIAMETER	SIZE	TYRE BRAND	PLY RATING LOAD/SPEED	CLAMPS PER WHEEL	COBRA KIT EXCEL TYRES & TUBES	FULL KIT	SNAPLOCK KIT EXCEL TYRES & TUBES	FULL KIT
	18.4R38	BKT	144A8	6	\$5,221.00	\$9,093.00	\$7,337.00	\$11,208.00
	18.4R38	KLEBER/ MICHELIN	149A8	6	\$5,221.00	\$11,429.00	\$7,337.00	\$13,545.00
	20.8R38	BKT	155A8	6	\$5,221.00	\$10,291.00	\$7,337.00	\$12,409.00
	20.8R38	MICHELIN	155A8	6	\$5,221.00	\$13,197.00	\$7,337.00	\$15,313.00
42"	18.4R42	BKT	151A8	4	\$6,141.00	\$11,461.00	\$7,646.00	\$12,966.00
	18.4R42	MICHELIN	148A8	4	\$6,141.00	\$15,053.00	\$7,646.00	\$16,558.00
	20.8R42	BKT	155A8	8	\$5,962.00	\$12,262.00	\$8,747.00	\$15,047.00
	20.8R42	MICHELIN	157A8	8	\$5,962.00	\$14,702.00	\$8,747.00	\$17,487.00
44"	9.5R44	BKT	131B	4	\$5,502.00	\$7,942.00	\$6,985.00	\$9,425.00
	11.2R44	BKT	138B	4	\$5,502.00	\$8,422.00	\$6,985.00	\$9,905.00
46"	12.4R46	BKT	158A2	4	\$6,437.00	\$9,857.00	\$7,953.00	\$11,373.00
	13.6R46	MICHELIN	148A8	6	\$6,575.00	\$11,845.00	\$8,739.00	\$14,009.00
	14.9R46	MICHELIN	164A8	6	\$6,575.00	\$12,799.00	\$8,739.00	\$14,963.00
	14.9R46	BKT	152B	6	\$6,575.00	\$11,241.00	\$8,739.00	\$13,405.00
	16.9R46	MICHELIN	151A8	8	\$7,736.00	\$14,402.00	\$10,585.00	\$17,251.00
	18.4R46	BKT	158B	8	\$7,736.00	\$13,938.00	\$10,585.00	\$16,787.00
	18.4R46	MICHELIN	155A8	8	\$7,736.00	\$15,984.00	\$10,585.00	\$18,833.00
	20.8R46	MICHELIN	158A8	8	\$7,736.00	\$16,910.00	\$10,585.00	\$19,759.00
48"	11.2R48	BKT	140B	4	\$5,837.00	\$9,097.00	\$7,331.00	\$10,591.00
	13.6R48	BKT	145B	6	\$7,362.00	\$11,662.00	\$9,554.00	\$13,854.00
50"	13.6R50	MICHELIN	148B	6	\$7,372.00	\$12,874.00	\$9,565.00	\$15,067.00
52"	12.4R52	KLEBER	149B	6	\$8,126.00	\$14,094.00	\$10,345.00	\$16,313.00
54"	11.2R54	KLEBER	144B	6	\$8,178.00	\$13,774.00	\$10,400.00	\$15,996.00
54"	12.4R54	MICHELIN	149A8	6	\$8,178.00	\$14,448.00	\$10,400.00	\$16,670.00



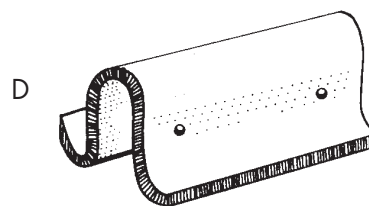
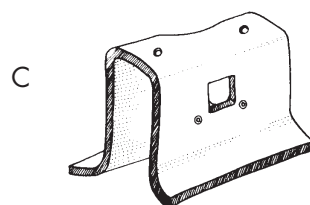
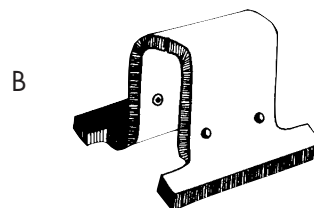
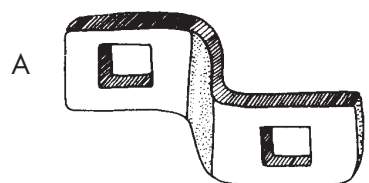
# Replacement Components

TRS stock a large range of replacement components for all agricultural wheel systems.

CODE	DESCRIPTION	STYLE	RRP EX GST
<b>► LUGS</b>			
50015	Z Lug	A	\$33.00
50001	45mm Omega Lug	B	\$45.00
50004	90mm Omega Lug	D	\$45.00
50007	H / Duty Lug	C	\$43.00
<b>► SPACERS</b>			
50085	M16 x 7mm solid round bush		\$21.00
50077	M16 x 14mm solid round bush		\$21.00
50086	M18 x 15mm solid round bush		\$26.00
50080	M16 x 15mm 2-hole bone spacer, 60mm ctrs		\$22.00
50081	M16 x 15mm 2-hole bone spacer, 80mm ctrs		\$24.00
50082	M16 x 25mm 2-hole bone spacer, 80mm ctrs		\$30.00
50083	M16 x 15mm 3-hole bone spacer, 80mm ctrs		\$30.00
50084	M16 x 25mm 3-hole bone spacer, 80mm ctrs		\$37.00
42056	M16 x 40mm eyenut mounting bush		\$20.00
<b>► ENGINEERS (HEX) BOLTS</b>			
50047	M16 x 2.0 x 35mm 8.8 bolt		\$6.50
50048	M16 x 2.0 x 40mm 8.8 bolt		\$6.50
50049	M16 x 2.0 x 45mm 8.8 bolt		\$6.50
50050	M16 x 2.0 x 50mm 8.8 bolt		\$6.50
50054	M16 x 2.0 x 65mm 8.8 bolt		\$6.50
50058	M16 x 2.0 x 75mm 8.8 bolt		\$7.50
50104	M16 x 2.0 x 90mm 8.8 bolt		\$11.00
50103	M16 x 2.0 x 120mm 8.8 bolt		\$12.00
50026	M16 x 3mm Standard Washer		\$2.50
50025	M16 Heavy Duty Washer		\$3.00
<b>► SPECIALISED WHEEL BOLTS</b>			
50052	M16 x 1.5 x 58mm 10.9 coach (square) head bolt		\$26.00
50107	M16 x 2.0 x 55mm 10.9 waffle rim bolt		\$20.00
50056	M16 x 2.0 x 74mm 10.9 coach (square) head bolt		\$22.00
50057	M16 x 1.5 x 80mm 8.8 knob bolt		\$24.00
50044	M16 x 2.0 x 120mm 10.9 coach (square) head bolt		\$27.00
50061	M18 x 2.0 x 80mm 10.9 coach (square) head bolt		\$43.00

Note: All bolts include nut plus washer. Minimum freight free purchase \$50.00

## ► LUGS



## ► SPACERS



## ► WHEEL BOLTS

Knib Head Style



Hexagonal Head Style



Square Head Style (Coach)



# Blank Centreless Rims

TRS can supply rims to suit all agricultural applications. Listed below are common rim sizes and styles but many more are available. Phone TRS to discuss your specific requirements.

CODE	SIZE	STYLE	RRP EX GST
38080	6.00x10	4	\$116.00
38067	4.25x12	4	\$89.00
38276	5jx12	6	\$124.00
38096	7.00x12	1	\$173.00
38116	8.50x12	6	\$132.00
38117	8.50x12	1	\$167.00
38005	10.50x12	1	\$218.00
38083	6.00x15j	6	\$144.00
38092	6LBx15	4	\$144.00
38118	8LBx15	1	\$172.00
38009	10LBx15	1	\$231.00
38035	13LBx15	1	\$267.00
38121	9.00x15.3	3	\$175.00
38277	13.00x15.5	3	\$311.00
38281	6jx16	4	\$209.00
38105	7.00x16	6	\$226.00
38243	W8Lx16	1	\$185.00
38111	8.00x16	6	\$272.00
38192	W10Lx16	1	\$201.00
38294	10.00x16	6	\$247.00
38010	11.00x16	3	\$267.00
38230	W16Cx16.1	2	\$478.00
38298	18x16.1	3	\$572.00
38114	8.25x16.5	5	\$274.00
38296	9.75x16.5	5	\$287.00
38297	12.00x16.5	5	\$294.00
38012	11.00x17	3	\$270.00
38027	13.00x17	3	\$311.00
38043	16.00x17	3	\$386.00
38269	6.00x17.5	5	\$187.00
38270	6.75x17.5	5	\$190.00
38008	10.50x17.5	5	\$215.00
38285	9.00x18	3	\$204.00
38014	11.00x18HD	3	\$522.00
38030	13.00x18	3	\$354.00
38283	6.75x19.5	5	\$232.00
38019	11.75x19.5	5	\$365.00
38036	14.00x19.5	5	\$430.00
38077	5.50x20	4	\$211.00
38245	W8x20	1	\$338.00
38124	9.00x20	3	\$295.00
38282	W10x20	1	\$300.00
38017	11.00x20	3	\$303.00
38032	13.00x20	3	\$351.00
38039	14.00x20	3	\$397.00
38044	16.00x20	3	\$412.00
38327	7.50x22.5	5	\$370.00
38115	8.25x22.5	5	\$370.00
38125	9.00x22.5	5	\$370.00
38021	11.75x22.5	5	\$329.00
38292	11.75x22.5	5	\$385.00
38041	14.00x22.5	5	\$409.00
38295	16.00x22.5	Symmetrical 5	\$469.00
38046	16.00x22.5	5	\$469.00
38052	20.00x22.5	5	\$497.00
38238	W7x24	1	\$316.00
38246	W8x24	1	\$323.00
38193	W10x24	1	\$344.00
38211	W12x24	1	\$349.00
38144	Dw13x24	2	\$374.00
38220	W14x24	1	\$417.00
38225	W15Lx24	1	\$423.00
38231	W16Lx24	1	\$438.00
38162	DW16x24HD	2	\$906.00
38163	DW16x26	2	\$521.00
38173	DW20Ax26	2	\$671.00

CODE	SIZE	STYLE	RRP EX GST
38187	DW25Ax26	2	\$1,194.00
38048	16.00x26.5	5	\$442.00
38053	20.00x26.5	5	\$824.00
38057	24.00x26.5	5	\$1,311.00
38059	28.00x26.5	5	\$1,338.00
38247	W8x28	1	\$353.00
38196	W10x28	1	\$359.00
38213	W12x28	1	\$370.00
38226	W15Lx28	1	\$455.00
38164	DW16Lx28	2	\$466.00
38232	W16Lx28	1	\$466.00
38235	W18Lx28	1	\$527.00
38175	DW20Ax28	2	\$830.00
38141	DW12x30	2	\$448.00
38153	DW15Lx30	2	\$516.00
38176	DW20Ax30	2	\$723.00
38055	20.00x30.5	5	\$1,001.00
38058	24.00x30.5	5	\$1,349.00
38060	28.00x30.5	5	\$1,402.00
38240	W7x32	1	\$431.00
38248	W8x32	1	\$431.00
38198	W10x32	1	\$431.00
38182	DW21x32	2	\$851.00
38131	DH21x32	0	\$1,138.00
38189	DW27Ax32	2	\$1,181.00
38134	DW10x34	2	\$509.00
38145	DW13x34	2	\$530.00
38227	W15Lx34	1	\$542.00
38154	DW15Lx34	1	\$629.00
38249	W8x36	1	\$437.00
38199	W10x36	1	\$473.00
38215	W12x36	1	\$466.00
38135	DW10x38	2	\$573.00
38209	W11x38	1	\$484.00
38142	DW12x38	2	\$519.00
38216	W12x38	1	\$538.00
38228	W15Lx38	1	\$584.00
38155	DW15Lx38	2	\$664.00
38166	DW16x38	2	\$744.00
38169	DW18Lx38	Symmetrical 2	\$798.00
38179	DW20Ax38	2	\$1,001.00
38185	DW23Ax38	2	\$1,065.00
38316	DW25x38	2	\$1,814.00
38250	W8x40	1	\$506.00
38251	W8x42	1	\$539.00
38200	W10x42	1	\$616.00
38159	DW16Lx42	2	\$747.00
38170	DW18Lx42	2	\$810.00
38180	DW20Ax42	2	\$1,780.00
38252	W8x44	1	\$541.00
38201	W10x44	1	\$600.00
38202	W10x46	1	\$691.00
38136	DW10x46	2	\$813.00
38143	DW12x46	2	\$824.00
38217	W12x46	1	\$824.00
38146	DW13x46	2	\$851.00
38160	DW16Lx46	2	\$917.00
38253	W8x48	1	\$620.00
38203	W10x48	1	\$626.00
38218	W12x48	1	\$691.00
38137	DW10x50	2	\$1,165.00
38318	DW15x50	2	\$1,472.00
38204	W10x52	1	\$1,175.00
38205	W10x54	1	\$1,332.00
38138	DW10x54	2	\$1,332.00

## SECTIONS OF RIM STYLES. APPROXIMATE SHAPE ONLY



Blank steel rims stored for prolonged periods may require sandblasting prior to welding/painting. TRS can sandblast any rims prior to despatch for a cost of \$20.00 per rim. Please advise when ordering should you require this service.

# Standard Truck Wheels

PART NO	WIDTH	CENTRE BORE	PCD	STUDS	STUD DIA	TYPE	RRP EX GST
<b>15 INCH WHEELS</b>							
40075	6.5	DEMOUNTABLE				3 PIECE	\$238.00
60111	6.5	176	225	10	26mm	3 PIECE	\$336.00
<b>16 INCH WHEELS</b>							
60025	6	150	208	5	32mm	2 PIECE	\$411.00
60027	6	165	222.2	6	32mm	2 PIECE	\$411.00
<b>17.5 INCH WHEELS</b>							
60090	6	146	203.2	5	32mm	1 PIECE	\$238.00
60029	6	164	222	6	32mm	1 PIECE	\$238.00
60096	6	146	203.2	5	29mm	1 PIECE	\$238.00
60028	6	150	208	5	32mm	1 PIECE	\$275.00
60104	6.75	161	205	6	21.5mm	1 PIECE	\$250.00
60032	6.75	164	222	6	32mm	1 PIECE	\$275.00
<b>19.5 INCH WHEELS</b>							
60035	6.75	164	222	6	32mm	1 PIECE	\$309.00
<b>20 INCH WHEELS</b>							
40058	7.5	DEMOUNTABLE				3 PIECE	\$350.00
60045	7.5	281	335	10	26mm	2 PIECE	\$350.00
60047	7.5	221	285	8	32mm	2 PIECE	\$360.00
60053	8	281	335	10	26mm	2 PIECE	\$360.00
40065	8.5	DEMOUNTABLE				2 PIECE	\$350.00
<b>22.5 INCH WHEELS</b>							
60059	8.25	221	285	8	32mm	1 PIECE	\$430.00
60089	8.25	281	335	10	26mm	1 PIECE	\$521.00
60105	9	221	275	8	27mm	1 PIECE	\$568.00
60065	9	281	335	10	26mm	1 PIECE	\$568.00
60107	11.75	281	335	10	26mm	1 PIECE	\$525.00
60017	11.75	281	335	10	26mm	1 PIECE	\$641.00
60020	11.75	281	335	10	26mm	1 PIECE	\$641.00



# Custom Built Wheels



## CUSTOM BUILT *Wheels*



TRS manufacture wheels to suit all applications and with almost 30 years experience are can offer quality advice for any situation.

TRS can also modify wheels to suit client requirements an all TRS wheels are built to certified standards and backed by a comprehensive warranty.

Common applications TRS build specialist wheels for:

- › Fertiliser spreading
- › Rescue tenders
- › Construction sites
- › Power Cranes
- › Forestry and off road applications
- › Agricultural spraying
- › Silage and cropping
- › Adventure Tourism
- › Forklift & port service

**Call TRS first for all specialist wheel requirements.**




# Wheel Solutions for all Applications


## Agricultural

TRS stock a complete range of Tractor drive wheels to suit all makes and models.


Common styles include:




▶ **ADJUSTABLE 4X2**  
Available in medium and heavy duty, this style is supplied as OE on many tractors and offers excellent adjustability.




▶ **RING WHEELS**  
Available with various types of centres and common on many new tractors. Offers great strength and adjustability.



▶ **WAFFLE WHEELS**  
Usually found on the front of large HP American tractors, they are very strong and multi adjustable.



▶ **FIXED CENTRE WHEEL**  
Very strong solution and well suited to high speeds and/or loads. No adjustability in the wheel, but often fitted to bar axle tractors where the adjustability is in the axle.



▶ **ADJUSTABLE 6 STAR & 8 STAR**  
Found on many Kubota, Iseki and Landini Tractors, this style of wheel offers strength and adjustability.



## Industrial

TRS stock a huge range of standard fitment wheels for trucks and machinery, providing immediate and cost effective replacement options. TRS also custom manufacture wheels for industrial applications utilising the best heavy-duty centres and rim bases built to last where original equipment has failed.

**Custom built wheel solutions for:**

- ▶ Materials Handling
- ▶ Mining Machinery
- ▶ Dump Trucks

- ▶ Graders & Loaders
- ▶ Forestry Machinery
- ▶ Power Cranes
- ▶ Skid Steer Loaders



# CROPSAVER ROWCROP



TRs manufacture wheel systems to suit all Rowcrop applications regardless of their size or style. With almost 30 years experience in this market, TRs have extensive technical expertise and the widest range of wheel product available from one source in NZ. This is supported by a huge range of tyres covering all sizes and in several brands. Whether it be spraying, inter row cultivating or harvesting, TRs can advise on the best type of Rowcrop wheel to suit your needs.



30 YEARS EXPERIENCE LEADING TO BETTER, MORE CHOICE



**0800 336 334**

[www.watkinsmachinery.co.nz](http://www.watkinsmachinery.co.nz) or see your local retailer



# Load Index Markings

Most tyres carry a service description which consists of a load index and a corresponding speed symbol. The load index is represented by a number, while the speed symbol is represented by a letter or a letter plus a number. The table below shows the load and speed indices together with their equivalent values.

LOAD			LOAD			LOAD			LOAD		
INDEX	KG	LBS	INDEX	KG	LBS	INDEX	KG	LBS	INDEX	KG	LBS
100	800	1764	120	1400	3086	140	2500	5512	160	4500	9921
101	825	1819	121	1450	3197	141	2575	5677	161	4625	10196
102	850	1874	122	1500	3307	142	2650	5842	162	4750	10472
103	875	1929	123	1550	3417	143	2725	6008	163	4875	10747
104	900	1984	124	1600	3527	144	2800	6173	164	5000	11023
105	925	2039	125	1650	3638	145	2900	6393	165	5150	11354
106	950	2094	126	1700	3748	146	3000	6614	166	5300	11684
107	975	2149	127	1750	3858	147	3075	6779	167	5450	12015
108	1000	2205	128	1800	3968	148	3150	6944	168	5600	12346
109	1030	2271	129	1850	4079	149	3250	7165	169	5800	12787
110	1060	2337	130	1900	4189	150	3350	7385	170	6000	13228
111	1090	2403	131	1950	4299	151	3450	7606	171	6150	13558
112	1120	2469	132	2000	4409	152	3550	7826	172	6300	13889
113	1150	2535	133	2060	4541	153	3650	8047	173	6500	14330
114	1180	2601	134	2120	4674	154	3750	8267	174	6700	14771
115	1215	2679	135	2180	4806	155	3875	8543	175	6900	15212
116	1250	2756	136	2240	4938	156	4000	8818	176	7100	15653
117	1285	2833	137	2300	5071	157	4125	9094	177	7300	16094
118	1320	2910	138	2360	5203	158	4250	9370	178	7500	16535
119	1360	2998	139	2430	5357	159	4375	9645	179	7750	17086

## ► EQUIVALENT LOAD IN DUALS OR TRIPLES

When used in duals, tyre load carrying capacity must be reduced by 12%. When used as triples, tyre load carrying capacity must be reduced by 15%.



# Speed Symbol Markings

CODE	SPEED	
	KM/H	MPH
A2	10	5
A4	20	12
A6	30	20
A8	40	25
B	50	30
C	60	35
D	65	40
E	70	43
F	80	50
G	90	55
J	100	62
K	110	68



# Substitution Tables

There is a wide range of replacement options for most standard profile radial tyres. Refer to the table below for tyres with equivalent overall diameter and rolling circumference. Please note this table is a guide only and dimensions may vary between brands. Other substitutions may also be possible.

STANDARD PROFILE	80-90 SERIES	OTHER SERIES Inc XMCL	LOW PROFILE 70 SERIES	LOW PROFILE 65 SERIES	LARGE VOLUME & INDUSTRIAL	SUPER VOLUME	NARROW
6.50R16			260/70R16	280/65R16			
7.50R16		250/80R16	280/70R16				
7.50R18		250/80R18	280/70R18	320/65R18			
		11R16					
10.5R18		280/80R18		340/65R18			
12.5R18		335/80R18					
7.50R20		280/80R18*	280/70R20	340/6 R18*			
9.5R20		260/80R20	300/70R20	340/65R20			
10.5R20		280/80R20					
11.2R20	280/85R20	380/80R18*	320/70R20				
12.4R20	320/85R20	340/75R20	360/70R20	420/65R20			
	250/85 R24		300/70R24				
12.5R20		340/80R20					
14.5R20		385/75R20	405/70R20				
		380/80R20					
16.0/70R20		400/70R20					
16.5/75R20		420/75R20					
		425/75R20					
8.3R24	280/85R20		320/70R20				
9.5R24	320/85R20	340/75R20*	360/70R20	420/65R20			
	250/85R24		300/70R24				
11.2R24	280/85R24	380/75R20*	320/70R24	440/65R20			
			380/70R20				
12.4R24	320/85R24		360/70R24	420/65R24			
13.6R24	340/85R24	400/70R24	380/70R24	440/65R24			
14.9R24	380/85R24	460/70R24	420/70R24	480/65R24			
		17.5 LR24					
16.9R24	420/85R24	440/80R24	480/70R24	540/65R24			
		500/70R24					
		19.5LR24					
14.9R26		19.5LR24	380/70R28	540/65R24			
16.9R26		420/75R28	480/70R26	540/65R26			
18.4R26		480/80R26	520/70R26	540/65R28	580/70R26		
		19.5LR28	480/70R28				
23.1R26		600/70R30	650/70R26		620/75R26	1000/50R25*	
28LR26		600/70R30	620/75R26		750/65R26	1000/50R25*	
9. R28	250/8R28		360/70R24				
11.2R28	280/8R28	400/70R24					
	405/70R24	320/70R28	440/65R24				
12.4R28	320/85R28	420/70R24	360/70R28	420/65R28			
		17.5LR24					
13.6R28	340/85R28	19.5LR24	380/70R28	440/65R28			
14.9R28	380/85R28	420/75R28	420/70R28	480/65R28			
			480/70R26	540/65R26			
16.9R28	420/85R28	19.5LR28	480/70R28	540/65R28	580/70R26*	750/50R26	290/90R34
			420/70R30				
14.9R30	380/85R30	480/70R28	420/70R30	540/65R28			
		19.5LR28					
16.9R30	420/85R30	480/75R30	480/70R30	540/65R30	600/65R28		290/90R38
18.4R30	460/85R30		520/70R-30		620/70R-26	710/55R30	320/85R38
					600/70R28		
23.1R30		480/70R38	650/70R-30	540/65R38	620/75R30		
12.4R32	320/85R32						
24.5R32		800/60R32	680/70R32		650/75R32	620/75R34	
30.5LR32		680/75R32	680/70R34		900/55R32	800/65R32	
		650/75R34				1050/50R32	
16.9R34	420/85R34	400/75R38	480/70R34	540/6R34			
18.4R34	460/85R34	520/75R34	520/70R34	600/65R34	650/70R30		
23.1R34		620/75R34	520/70R38	600/65R-38	650/75R32		
12.4R36	320/85R36	480/75R30	480/70R30	540/65R30			
13.6R36	340/85R36	520/70R30	600/70R28		620/70R26		
13.6R38	340/85R38	400/75R38	500/70R34	540/65R34			
14.9R38	380/85R38	520/75R34	540/70R34	600/65R34	620/7 R26		
15.5R38							
16.9R38	420/85R38		480/70R38	540/65R38	620/75R30		
18.4R38	460/85R38		520/70R38	600/65R38	620/75R34		340/85R46
					650/75R32		
20.8R38	520/85R38		580/70R38	650/65R38	680/75R32	800/65R32	380/90R46
			620/70R38		900/55R32	1050/50R32	
18.4R42	460/85R42			600/65R42	900/55R32	1050/50R32	320/90R50
20.8R42	520/85R42	680/85R32	580/70R42	650/65R42	650/75R38		320/90R54
			620/70R42		710/75R34	900/50R42	
					710/70R38	900/60R32	
20.8R46	520/85R46		710/70R42*		650/85R38	800/70R38	
			620/70R46				

\*Some substitutions may require a new rim.

# Agricultural Tyre Dimension Chart

## » BKT 65 SERIES

Size	Pattern	Load Index	Section Width	Diam	Slr	R.c	Rec Rim Width
440/65R24	RT657	135D/138A8	441	1182	529	3546	14
480/65R24	RT657	140D/143A8	479	1234	550	3702	15
540/65R24	RT657	146D/149A8	530	1312	580	3936	16
750/65R26	TERIS	166A8/B	764	1636	713	4908	25
440/65R28	RT657	138D/141A8	441	1283	580	3849	14
480/65R28	RT657	142D/145A8	479	1335	600	4005	15
540/65R28	RT657	149D/152A8	530	1413	638	4311	16
600/65R28	RT657	154D/157A8	611	1491	670	4500	20
540/65R30	RT657	150D/153A8	530	1464	657	4392	16
800/65R32	TERIS	178A8/175B	818	1853	833	5615	27
540/65R34	RT657	152D/155A8	530	1566	711	4725	16
600/65R34	RT657	157D/160A8	611	1644	742	4960	20
540/65R38	RT657	153D/156A8	530	1667	758	5000	16
600/65R38	RT657	159D/162A8	611	1745	793	5265	20
650/65R38	RT657	163D/166A8	645	1811	830	5563	20
650/65R42	RT657	165D/168A8	645	1913	866	5739	20

## » MICHELIN 65 SERIES

Size	Pattern	Load Index	Section Width	Diam	Slr	R.c	Rec Rim Width
420/65R20	XM108	125A8/B	396	1064	461	3135	W11
420/65R24	XM108	126A8	395	1160	507	3425	W11
440/65R24	MULTIBIB	128D	439	1187	529	3519	W14L
480/65R24	MULTIBIB	133D	483	1240	546	3667	W15L
540/65R24	MULTIBIB	140D	532	1312	573	3873	W16L
750/65R26	MEGAXBIB	166B	727	1621	725	4811	DW25A
440/65R28	MULTIBIB	131D	437	1291	579	3833	W14
480/65R28	MULTIBIB	136D	476	1339	596	3970	W15L
540/65R28	MULTIBIB	142D	529	1427	630	4223	W16L
600/65R28	XM28	147A8	582	1490	662	4415	DW18L
600/65R28	MACHXBIB	154A8/B	615	1495	668	4435	DW20B
540/65R30	MULTIBIB	143D	527	1472	648	4353	W16L
710/55R30	MACHXBIB	153A8/B	684	1516	673	4491	DW23B
800/65R32	MEGAXBIB	172A8	801	1840	822	5459	DW27A
900/60R32	MEGAXBIB	176A8	863	1894	843	5614	DW27A
540/65R34	MULTIBIB	145D	530	1574	693	4655	W16L
600/65R34	MULTIBIB	151D	594	1654	732	4897	DW20A
540/65R38	MULTIBIB	147D	529	1675	745	4965	W16L
600/65R38	MULTIBIB	153D	595	1768	779	5229	DW20A
650/65R38	MULTIBIB	157D	646	1819	801	5380	DW20A
650/65R42	MULTIBIB	158D	638	1931	858	5722	DW20A
900/50R42	MACHXBIB	168A8	853	1947	862	5815	DW27A

## » BKT 70 SERIES

Size	Pattern	Load Index	Section Width	Diam	Slr	R.c	Rec Rim Width
200/70R16	RT765	94A8/B	197	686	313	2058	6
240/70R16	RT765	104A8/B	244	742	335	2211	8
260/70R16	RT765	109A8/B	258	770	346	2295	8
280/70R16	RT765	112A8/B	282	798	356	2354	9
280/70R18	RT765	114A8/B	282	849	381	2503	9
260/70R20	RT765	113A8/B	258	872	400	2643	8
280/70R20	RT765	116A8/B	282	900	408	2685	9
300/70R20	RT765	120A8/B	295	952	427	2831	9
320/70R20	RT765	123A8/B	319	982	440	2920	10
360/70R20	RT765	129A8/B	357	1042	465	3129	11
380/70R20	RT765	132A8/B	380	1082	479	3218	12
320/70R24	RT765	116A8/B	319	1094	499	2390	10
360/70R24	RT765	122A8/B	357	1152	519	3455	11
380/70R24	RT765	125A8/B	380	1190	533	3534	12
420/70R24	RT765	130A8/B	418	1248	554	3694	13
480/70R24	RT765	138A8/B	479	1316	580	3894	15
360/70R28	RT765	125A8/B	357	1251	571	3767	11
380/70R28	RT765	127A8/B	380	1293	584	3861	12
420/70R28	RT765	133A8/B	418	1349	604	3993	13
480/70R28	RT765	140A8/B	479	1421	634	4217	15

480/70R30	RT765	141A8/B	479	1478	659	4370	15
600/70R30	RT765	152A8/B	591	1602	711	4774	18
480/70R34	RT765	149A8/B	479	1580	711	4689	15
520/70R34	RT765	148A8/B	516	1640	738	4914	16
480/70R38	RT765	145A8/B	479	1681	764	4995	15
520/70R38	RT765	150A8/B	516	1749	793	5235	16
580/70R38	RT765	155A8/B	577	1827	821	5443	18
710/70R38	RT765	166A8/B	716	1959	859	5707	23
710/70R42	RT765	173A8/B	716	2061	911	6005	23

## » KLEBER 70 SERIES

Size	Pattern	Load Index	Section Width	Diam	Slr	R.c	Rec Rim Width
260/70R16	SUP8L	109A8	256	776	348	2304	W8
280/70R16	SUP8L	112A8	276	805	360	2404	W9
280/70R18	SUP8L	114A8	276	857	386	2556	W9
280/70R20	SUP8L	116A8	275	910	411	2725	W9
300/70R20	SUP8L	119A8	292	960	431	2852	W9
320/70R20	SUP8L	123A8	315	990	440	2934	W10
360/70R24	FITKER	122A8	371	1153	517	3423	W11
380/70R24	FITKER	125A8	390	1204	536	3569	W12
420/70R24	FITKER	130A8	433	1256	563	3728	W13
420/70R28	FITKER	133A8	439	1366	608	4050	W13
480/70R28	FITKER	140A8	498	1435	632	4244	DW15L
420/70R30	SUP8L	134A8	420	1412	638	4202	W13
480/70R34	FITKER	143A8	497	1592	707	4745	DW15L
520/70R34	FITKER	148A8	535	1654	734	4901	DW16L
520/70R38	FITKER	150A8	536	1765	783	5228	DW16L

## » MICHELIN 70 SERIES

Size	Pattern	Load Index	Section Width	Diam	Slr	R.c	Rec Rim Width
320/70R24	OMNIBIB	116D	323	1101	496	3276	W10
360/70R24	OMNIBIB	122D	373	1153	513	3418	W11
380/70R24	OMNIBIB	125D	399	1188	528	3520	W12
420/70R24	OMNIBIB	130D	436	1251	552	3715	W13
480/70R24	OMNIBIB	138D	494	1327	581	3951	DW15L
620/70R26	XM27	153A8	629	1500	643	4469	DW20A
620/75R26	MEGAXBIB	166B	588	1602	712	4748	DW20A
380/70R28	OMNIBIB	127D	390	1294	580	3842	W12
420/70R28	OMNIBIB	133D	436	1354	602	4012	W13
480/70R28	OMNIBIB	140D	500	1423	632	4217	DW15L
480/70R30	OMNIBIB	141D	498	1482	656	4388	DW15L
600/70R30	MACHXBIB	152B	599	1600	709	4738	DW20A
650/75R32	MEGAXBIB	172B	657	1825	821	5423	DW21A
480/70R34	OMNIBIB	143D	497	1593	713	4728	DW15L
520/70R34	OMNIBIB	148D	535	1651	730	4887	DW16L
710/75R34	MEGAXBIB	178B	690	1900	848	5637	DW23A
480/70R38	OMNIBIB	145D	498	1694	759	5030	DW15L
520/70R38	OMNIBIB	150D	539	1766	782	5229	DW16L
580/70R38	OMNIBIB	155D	601	1836	815	5440	DW18L
710/70R38	XM28	166A8	700	1947	855	5755	DW23A
800/70R38	MACHXBIB	173A8/B	796	2073	900	6112	DW25A
620/70R42	OMNIBIB	160D	639	1953	863	5781	DW20A
710/70R42	XM28	173A8/B	745	2056	928	6116	DW23A
620/70R46	XM28	162A8/B	621	2061	925	6122	DW20A

## » LIQUID BALLASTING FOR FROST PROTECTION (Based On 50% Ballast – Gives -16°c Protection)

Tyre Size	Litres/Methylated Spirits
750-16	4
20-24"	7-11
28"	12
14/15-30	12-14
14/15-34	18
11/12-36	10
14/15-38	20

If Ballasting Up To 75% (Max) - Add Half As Much Again

► **BKT 80 SERIES**

Size	Equivalent Marking	Pattern	Load Index	Section Width	Diam	Slr	R.c	Rec Rim Width
210/95R16	750R16	RT855	106A8/B	209	806	360	2415	6.5
210/95R18	750R18	RT855	108A8/B	209	855	385	2565	6.5
250/85R20	9.5R20	RT855	116A8/B	250	940	424	2820	8
280/85R20	11.2R20	RT855	112A8/B	292	984	441	2935	8
320/85R20	12.4R20	RT855	119A8/B	329	1052	467	3114	11
250/85R24	9.5R24	RT855	109A8/B	251	1036	472	3087	8
280/85R24	11.2R24	RT855	115A8/B	292	1086	492	3224	10
320/85R24	12.4R24	RT855	122A8/B	329	1154	518	3424	11
340/85R24	13.6R24	RT855	125A8/B	353	1188	531	3523	12
380/85R24	14.9R24	RT855	131A8/B	380	1256	554	3699	12
420/85R24	16.9R24	RT855	137A8/B	438	1324	585	3931	16
280/85R28	11.2R28	RT855	118A8/B	292	1187	542	3542	10
320/85R28	12.4R28	RT855	124A8/B	329	1255	569	3743	11
340/85R28	13.6R28	RT855	127A8/B	353	1289	582	3841	12
380/85R28	14.9R28	RT855	133A8/B	380	1357	606	4018	12
420/85R28	16.9R28	RT855	139A8/B	438	1425	636	4234	15
380/85R30	14.9R30	RT855	135A8/B	380	1408	629	4151	12
420/85R30	16.9R30	RT855	140A8/B	438	1475	661	4393	15
460/85R30	18.4R30	RT855	145A8/B	475	1544	682	4537	16
230/95R32	9.5R32	RT955	128A8/B	238	1251	578	3753	8
270/95R32	11.2R32	RT955	136A8/B	265	1327	611	4011	8
320/85R32	12.4R32	RT855	126A8/B	329	1357	621	4072	11
380/85R34	14.9R34	RT855	137A8/B	380	1509	682	4461	12
420/85R34	16.9R34	RT855	142A8/B	438	1578	709	4677	15
460/85R34	18.4R34	RT855	147A8/B	475	1646	733	4845	16
270/95R36	11.2R36	RT955	139A8/B	275	1428	661	4315	8
320/85R36	12.4R36	RT855	128A8/B	329	1458	671	4357	11
340/85R36	13.6R36	RT855	132A8/B	353	1492	687	4485	12
270/95R38	11.2R38	RT955	140A8/B	265	1479	684	4437	8
340/85R38	13.6R38	RT855	133A8/B	353	1543	712	4629	12
380/85R38	14.9R38	RT855	139A8/B	380	1611	736	4800	12
420/85R38	16.9R38	RT855	144A8/B	438	1679	763	4992	15
460/85R38	18.4R38	RT855	149A8/B	475	1747	785	5161	16
520/85R38	20.8R38	RT855	155A8/B	516	1849	818	5416	16
480/80R42	18.4R42	RT855	151A8/B	479	1835	835	5459	16
520/85R42	20.8R42	RT855	157A8/B	516	1951	868	5710	16
230/95R44	9.5R44	RT955	134A8/B	238	1556	733	7400	8
270/95R44	11.2R44	RT955	142A8/B	265	1632	761	4896	8
300/95R46	12.4R46	RT955	148A8/B	305	1738	807	5205	10
380/90R46	14.9R46	RT955	155A8/B	380	1852	853	5553	12
480/80R46	18.4R46	RT855	158A8/B	479	1936	885	5787	16
520/85R46	20.8R46	RT855	158A8/B	516	2052	931	6115	16
230/95R48	9.5R48	RT955	136A8/B	238	1656	783	4980	8
270/95R48	11.2R48	RT955	144A8/B	265	1733	816	5252	8
340/95R48	13.6R48	RT955	152A8/B	353	1797	836	5391	12

► **KLEBER 80 SERIES**

Size	Equivalent Marking	Pattern	Load Index	Section Width	Diam	Slr	R.c	Rec Rim Width
7.50R16	210/95R16	SUPER VIGNE	100A8	200mm	796mm	357mm	2388mm	5.5
9.5R20	250/85R20	SUPER VIGNE	108A8	245mm	938mm	431mm	2825mm	W8
11.2R20	280/85R20	SUPER VIGNE	111A8	288mm	983mm	440mm	2918mm	W9
12.4R20	320/85R20	TRAKER	119A8	332mm	1047mm	466mm	3128mm	W11
9.5R24	250/85R24	TRAKER	109A8/B	248mm	1042mm	472mm	3101mm	W8
11.2R24	280/85R24	TRAKER	115A8	288mm	1100mm	493mm	3257mm	W10
12.4R24	320/85R24	TRAKER	122A8	324mm	1149mm	516mm	3400mm	W11
13.6R24	340/85R24	TRAKER	125A8	359mm	1188mm	529mm	3523mm	W12
14.9R24	380/85R24	TRAKER	131A8	390mm	1252mm	551mm	3703mm	W13
9.5R28	250/85R28	TRAKER	112A8	247mm	1142mm	520mm	3403mm	W8

11.2R28	280/85R28	TRAKER	118A8	297mm	1200mm	543mm	3571mm	W10
12.4R28	320/85R28	TRAKER	124A8	322mm	1253mm	562mm	3741mm	W11
13.6R28	340/85R28	TRAKER	127A8	363mm	1307mm	586mm	3882mm	W12
14.9R28	380/85R28	TRAKER	133A8	391mm	1360mm	607mm	4050mm	W13
16.9R28	420/85R28	TRAKER	139A8	448mm	1427mm	634mm	4228mm	DW15
14.9R30	380/85R30	TRAKER	135A8	396mm	1413mm	628mm	4228mm	W13
16.9R30	420/85R30	TRAKER	140A8	447mm	1474mm	657mm	4371mm	DW15
18.4R30	460/85R30	TRAKER	148A8	478mm	1547mm	681mm	4574mm	DW16
8.3R32	210/95R32	SUPER 3	114B	213mm	1185mm	550mm	3548mm	W7
9.5R32	230/95R32	SUPER 3	126B	245mm	1266mm	590mm	3794mm	W7
11.2R32	270/95R32	SUPER 3	134B	298mm	1324mm	611mm	4013mm	W10
12.4R32	320/85R32	TRAKER	126A8	330mm	1356mm	615mm	4037mm	W11
16.9R34	420/85R34	TRAKER	142A8	442mm	1581mm	708mm	4693mm	DW15
18.4R34	460/85R34	TRAKER	147A8	488mm	1659mm	737mm	4916mm	DW16
9.5R36	230/95R36	SUPER 3	128B	244mm	1366mm	640mm	4123mm	W7
12.4R36	320/85R36	TRAKER	128A8	323mm	1461mm	667mm	4357mm	W11
13.6R36	340/85R36	TRAKER	132A8	354mm	1503mm	683mm	4478mm	W12
11.2R38	270/95R38	SUPER 3	138B	294mm	1472mm	683mm	4405mm	W10
16.9R38	420/85R38	TRAKER	144A8	445mm	1665mm	748mm	4996mm	DW15
18.4R38	460/85R38	TRAKER	149A8	488mm	1754mm	786mm	5208mm	DW16
9.5R44	230/95R44	SUPER 3	132B	242mm	1538mm	734mm	4796mm	W8
11.2R44	270/95R44	SUPER 3	140B	282mm	1634mm	760mm	4925mm	W9
12.4R46	300/95R46	SUPER 3	146B	320mm	1741mm	806mm	5308mm	W10
11.2R48	270/95R48	SUPER 3	142B	291mm	1730mm	810mm	5255mm	W8
12.4R52	300/95R52	SUPER 3	149B	310mm	1889mm	879mm	5656mm	W10
11.2R54	270/95R54	SUPER 3	144B	274mm	1908mm	894mm	5724mm	W8

► **MICHELIN 80 SERIES**

Size	Equivalent Marking	Pattern	Load Index	Section Width	Diam	Slr	R.c	Rec Rim Width
11.2R24	280/85R24	AGRIBIB	114A8	280mm	1104mm	504mm	3292mm	W10
12.4R24	320/85R24	AGRIBIB	119A8	324mm	1149mm	520mm	3420mm	W11
13.6R24	340/85R24	AGRIBIB	121A8	366mm	1197mm	539mm	3559mm	W12
14.9R24	380/85R24	AGRIBIB	126A8	408mm	1259mm	561mm	3733mm	DW13
16.9R24	420/85R24	AGRIBIB	134A8	460mm	1330mm	586mm	3935mm	DW15
12.4R28	320/85R28	AGRIBIB	121A8	322mm	1262mm	577mm	3764mm	W11
13.6R28	340/85R28	AGRIBIB	123A8	372mm	1308mm	592mm	3893mm	W12
14.9R28	380/85R28	AGRIBIB	128A8	403mm	1358mm	612mm	4050mm	W13
16.9R28	420/85R28	AGRIBIB	136A8	450mm	1427mm	641mm	4240mm	DW15
16.9R30	420/85R30	AGRIBIB	137A8	447mm	1480mm	664mm	4395mm	DW15
	420/90R30	AGRIBIB	147B	443mm	1533mm	690mm	4556mm	DW13
18.4R30	460/85R30	AGRIBIB	142A8	504mm	1550mm	694mm	4602mm	DW16
14.9R34	380/85R34	AGRIBIB	137A8	394mm	1503mm	673mm	4461mm	W12
16.9R34	420/85R34	AGRIBIB	142A8/B	459mm	1586mm	716mm	4717mm	DW15
18.4R34	460/85R34	AGRIBIB	144A8	477mm	1662mm	744mm	4933mm	DW16
12.4R36	320/85R36	AGRIBIB	124A8	318mm	1460mm	673mm	4363mm	W11
12.4R38	320/85R38	AGRIBIB	143A8	311mm	1500mm	691mm	4481mm	W11
13.6R38	340/85R38	AGRIBIB	128A8	358mm	1565mm	722mm	4705mm	DW12
16.9R38	420/85R38	AGRIBIB	144A8	459mm	1683mm	760mm	5006mm	DW15
18.4R38	460/85R38	AGRIBIB	146A8	491mm	1770mm	795mm	5258mm	DW16
20.8R38	520/85R38	AGRIBIB	153A8	541mm	1844mm	823mm	5470mm	DW18
	650/85R38	MACHXBIB	173B	686mm	2063mm	903mm	6092mm	DW23A
18.4R42	480/80R42	AGRIBIB	156A8/B	484mm	1855mm	833mm	5540mm	W16
20.8R42	520/85R42	AGRIBIB	157A8	539mm	1945mm	869mm	5771mm	W18
13.6R46	340/85R46	AGRIBIB	150A8/B	338mm	1747mm	810mm	5227mm	W12
	380/90R46	AGRIBIB	157A8/B	405mm	1833mm	850mm	5486mm	W13A
16.9R46	420/80R46	AGRIBIB	151A8	410mm	1872mm	861mm	5555mm	DW13
18.4R46	480/80R46	AGRIBIB	158A8/B	471mm	1954mm	893mm	5874mm	DW13
20.8R46	520/85R46	AGRIBIB	158A8	515mm	2050mm	920mm	6088mm	DW16
13.6R50	320/90R50	AGRIBIB	150A8/B	314mm	1847mm	862mm	5615mm	W10
18.4R50	480/80R50	AGRIBIB	159A8	474mm	2056mm	942mm	6184mm	DW15
12.4R54	320/90R54	AGRIBIB	151A8/B	315mm	1950mm	914mm	5930mm	W10

All dimensions are a guide only and apply to no particular specific brand. Ask the sales office for confirmation.

Size	Width	O/D	Size	Width	O/D	Size	Width	O/D	Size	Width	O/D	Size	Width	O/D
12.4R32	315	1355	11.5/80-15.3 BKT	297	844	365/70R18 Conti	375	978	21L24	533	1377	9.5-32	241	1250
8/3004	68	208	12.5/80-15.3	312	885	355/60R18	352	890	15.5/80-24	394	1269	12.4-32	315	1360
9/3504	82	221	280/60-15.5	260	730	260/70R18	260	860	520/50-24	516	1135	8.3R32 Kleber	209	1186
13/500-6	116	314	400/60-15.5 BKT	405	875	280/70R18 Kleber	267	858	440/65R24 Mich	420	1190	9.5R32 Kleber	245	1258
13/650-6	147	325	313/75D15	316	853	320/65R18 Mich	311	883	480/65R24	451	1248	11.2R32 Kleber	295	1317
14/500-6	135	350	11.5/80-15 B/Stone	316	850	340/65R18 Mich	323	918	320/70R24 T	320	1092	12.4R32	330	1355
15/600-6	155	366	212/80D15	212	721	275/80R18 Mich	280	906	360/70R24 T	357	1142	650/75R32	650	1810
350x8	89	368	7.5L15	205	744	335/80R18	339	993	380/70R24 T	380	1180	800/65R32	800	1844
400x8	129	419	9.5L15	241	767	335/65R18	339	893	405/70-24	407	1178	680/75R32	676	1833
16/650x8	148	406	11L15	272	770	340/65R18 Mich	323	918	420/65R24 Mich	395	1160	1050/50R32	1055	1858
18/650x8	148	472	12.5L15	301	820	250/80-18	240	879	540/65R24	520	1314	24.5L-32	619	1805
18/7/08	170	457	12.5L15(13Lug)	301	845	400-19 3Rib	115	715	420/70R24	506	1256	30.5L-32	787	1811
18/850x8	213	472	14.0/65-15 FG	357	856	600-19 3Rib	161	815	445/70R24	460	1242	11.2-34 TITAN	295	1356
18/950x8	230	472	550-16	155	708	15-19.5 Indust	400	1035	495/70R24	493	1313	16.9-34	429	1585
20/10/08	239	500	600-16 AG	161	741	18-19.5	457	1080	11.25-24	320	1221	18.4-34	467	1650
18/980-8 Slick	223	433	650-16 AG	170	749	600-20HT	182	848	1200-24 Sumo	320	1275	20.8-34	528	1773
17/8.00-8	205	448	750-16 AG	204	796	650-20HT	184	878	1300-24 BKT	351	1301	23.1-34	605	1800
190-8	185	415	825-16 AG	212	820	700-20HT	199	904	1400-24 Petlas	375	1360	16.9R34 T	429	1575
400-9	113	457	900-16 AG	250	850	750-20HT	210	944	1400-25 BKT	388	1414	18.4R34 T	450	1645
600-9	176	535	10.5/65-16	275	755	825-20HT	234	970	1600-25 MRF	440	1524	480/70R34 T	480	1568
400-10	115	468	10.00-16 3Rib	275	900	900-20HT	256	1012	1800-25 Nokia/Slick	520	1592	520/70R34 T	520	1643
750-10	214	634	11.00-16 3Rib	320	970	1000-20HT	275	1050	15.5-25	399	1275	540/65R34 XM108	693	1575
900-10	231	676	10.50-16	274	945	1100-20HT	291	1080	17.5-25	452	1353	620/75R34	125	1794
18/8.50-10 Indust	205	465	280/85-16	285	870	1200-20HT	312	1120	20.5-25 MRF	521	1493	650/75R34 K	627	1846
19/8/10	210	485	7-16	170	738	1400-20HT	374	1253	23.5-25 MRF	549	1617	710/75R34 Mich	687	1942
20/8/10	193	495	8-16	197	785	750-20	205	915	26.5-25	728	1724	540/65R34 Mich	520	1575
20/10/10	245	505	9.5-16	248	845	8.3-20	211	895	29.5-25 MRF	750	2025	600/65-R34	591	1644
26.5/14-12	360	673	8-16 Diamond	210	805	9.5-20	241	945	2100-25	599	1765	700/55-34	700	1650
5-12	125	550	9.5-16 Diamond	242	795	10.5-20	292	977	13.6-26	346	1260	800/50-34	800	1650
5.00-12	133	581	13.16-16 Diamond	341	982	11.2-20 Bstone	254	1002	14.9-26	392	1297	850/45-34	850	1650
6.00-12	157	636	9.0/75-16	229	774	12.5-20	325	1040	18.4-26 BKT	467	1475	600-36	155	1200
6-12	158	600	11.2-16	300	900	12.5L20 SL	300	930	23.1-26 BKT	590	1568	7.2-36	180	1210
6-12 Diamond	155	564	12.4-16	318	955	13.5-20	353	1081	14.9R26	371	1307	8.3-36	210	1296
7-12	170	610	11L-16 BKT	270	795	14.5-20	383	1124	16.9R26	430	1375	9.5-36	230	1310
700-12	200	667	11L1R16	280	840	355/80D20	353	1076	540/65R26	530	1362	11.2-36	285	1380
11x65-12	281	692	12.5L16 BKT	310	845	475/65D20	464	1126	480/70R26 Kleber	480	1382	12.4-36 BKT	315	1446
10/75-12	264	685	12.5/70-16	322	854	14.9-20	393	1165	520/70R26 Kleber	516	1454	13.6-36 BKT	345	1515
10/80-12 BKT	264	710	13.0/55-16	336	770	380/18.00-20	355	1031	580/70R26	580	1446	8.3R36 Kleber	207	1302
23/850-12 Turf	213	578	13.0/75-16	336	900	42/17-20	431	1077	620/70R26 Mich	629	1500	9.5R36	244	1366
23/8.50-12 Indust	215	585	14.0/65-16	353	870	17.5/65-20	452	1090	620/75R26	625	1590	11.2R36	272	1426
23/10.50-12 Turf	264	579	13.6-16	351	982	16/70-20 BKT	418	1075	750/65R26	750	1636	12.4R36	321	1452
24/850-12	216	602	13.50-16.1 M/Rib	342	1036	20/70-508(20)	478	1220	400/60-26.5	400	1160	13.6R36	347	1498
26/12/12 Indust	305	660	14L-16.1 M/Rib	365	975	22/70-20	560	1300	500/60-26.5	500	1260	11.2-38	284	1448
400-12	113	533	16.5L16.1	407	1041	260/70R20	258	877	600/55-26.5	600	1350	12.4-38	315	1515
24/13-12 M/Trac	330	589	18.4L16.1	468	1108	280/70R20 Kleber	275	910	700/50-26.5	700	1350	13.6-38 BKT	345	1565
24/12/12	292	599	21.5L16.1	530	1203	300/70R20 T	295	943	800/40-26.5	800	1350	14.9-38	378	1615
900x13	236	780	315/80D16	316	910	320/70R20 T	319	984	23.1-26LS2	596	1630	15.5-38	394	1570
5x14	128	605	700-16 Sumo	200	780	360/70R20 T	357	1042	28L26LS2	701	1658	16.9-38 BKT	429	1685
6x14	155	653	750-16 Sumo	215	815	380/70R20	482	1078	9.5R28	236	1130	18.4-38 BKT	467	1750
600-14 Sumo	170	680	825-16LT	230	860	340/75R20	333	1045	11.2-28 BKT	284	1205	20.8-38	528	1840
7x14	170	687	900-16LT	252	900	5.9R20 Kleber	240	940	12.4-28 BKT	315	1275	11.2R38 Kleber	294	1472
6-14 Diamond	155	609	315/55R16	315	750	11.2R20 Kleber	285	985	13.6-28 BKT	345	1310	12.4R38 Mich	311	1500
7-14 Diamond	175	660	210/80R16 Taurus	205	742	12.4R20 Kleber	310	1054	14.9-28 BKT	378	1365	13.6R38 Mich	358	1556
8.5L-14 Impl	218	726	200/70R16	197	686	14.9R20 Kleber	380	1076	16.9-28 BKT	429	1435	14.9R38 Mich	395	1614
9.5L-14 Impl	248	741	240/70R16	244	742	375/70R20 Conti	385	1034	18.4-28	467	1477	15.5R38 Kleber	386	1572
11L-14 Impl	272	744	260/70R16 Kleber	258	775	405/70R20 Conti	426	1065	420/65R28 Mich	392	1263	16.9R38 Mich	459	1683
24/850-14	216	602	275/65R16 XP27	265	775	405/70-20 Mits	407	1076	540/65R28 Mich	520	1420	18.4R38 Mich	491	1770
25/850-14	216	635	280/70R16	276	800	420/65R20	418	1054	480/65R28	451	1360	20.8R38 Mich	541	1844
200/60-14.5	216	615	285/80R16 Conti	870		275/80R20	278	948	440/65R28	441	1283	480/70R38	480	1665
400-15 3Rib	116	624	320/65R16 Mich	309	844	335/80R20	339	1032	360/70R28 T	357	1260	520/70R38	520	1741
500-15 Tractor	139	660	31X15.5X16.5 Indust	394	838	365/80R20	378	1089	380/70R28 T	380	1290	540/65R38 XM108	793	1683
590-15 Titan M/Rib	147	660	10x16.5 Indust	246	775	375/75R20 Mich	385	1060	420/70R28 T	420	1341	580/70R38	580	1825
670-15 Titan M/Rib	177	718	12x16.5 Indust	324	850	425/75R20 Mich	440	1152	480/70R28 T	480	1408	540/65R38	520	1683
760-15 M/Rib	200	723	15.0-55-17 AW	391	850	14/75-80R20	363	1124	600/65R28	600	1483	600/65R38	591	1755
700-15	205	758	19.0/45-17 AW	491	866	10.5R20 MPT	265	950	26.5-29	676	1826	650/65R38	615	1842
750-15 Slick	228	774	505/50R17	502	933	12.5R20 MPT	320	1030	29.5-29	787	1958	710/70R38	710	1947
825-15	234	836	555/45-17	551	932	14.5R20 MPT	352	1090	7.2-30	180	1065	600/60-38	600	1670
1000-15	275	912	500/50-17 BKT	500	945	8.3-22	206	968	14.9-30	378	1415	650/60-38	650	1750
11L15F3	279	813	14-17.5 BKT/Ind	350	930	9.5-22 Lug	242	996	16.9-30 BKT	467	1485	700/65-38	700	1860
290/80-389	290	850	400/55-17.5	400	880	10R22.5(XM37)	213	1059	18.4-30 BKT	467	1550	7.2-40	180	1362
27/8.50-15 Turf	210	680	750-18	203	850	600/55-225 BKT	405	1020	23.1-30	604	1698	9.5R40	240	1460
27/8.50-15 Indust	218	676	750R18	205	850	500/45-22.5 BKT	500	1015	14.9R30	378	1400	230/95R40	228	1453
27/10.50-15 Indust	266	684	8-18 Lug	207	840	700/50-22.5 BKT	600	1170	16.9R30	429	1475	9.5-42	238	1490
29/14.00-15 Turf	363	736	9.5-18 Lug	243	895	500/40-22.5 BKT	700	1170	18.4R30	467	1545	11.2R42	298	1580
215/65-15	210	650	9.5-18 Diamond	242	870	7.5-24	241	1050	420/70R30 T	420	1396	12.4R42	297	1605
29/13.50-15	351	742	10.5/80-18 Lug	405	907	11.2-24 BKT	284	1105	480/70R30 T	480	1482	650/65R42 Mich	615	1936
33/12.50-15	345	843	10.5-18	292	907	750-24	220	988	480/70R30 T	480	1482	710/70R42XM28	735	2062
33/12.50-15 FG	218	851	12.5/80-18 AW	308	965	11.2-24 Diamond	275	1071	495/70R30	530	1462	900/50R42 Machbib	835	1947
36/13.50-15	381	919	12.5-18	300	990	12.4-24 BKT								

# TRS Trade Information

## › GENERAL TRADING TERMS

The terms and conditions of trade form part of each transaction between TRS and yourself as our customer and imply agreement with when entering into any transaction with TRS. These terms and conditions are supplied with every credit application. If you do not have a copy please contact Stuart Lindsay on 0508 899 899 or by email [stuart1@trstyreandwheel.co.nz](mailto:stuart1@trstyreandwheel.co.nz).

## › GOODS RETURN POLICY

TRS may accept goods for return at its discretion. Goods returned at the request of the customer will incur a freight and handling surcharge of 6% of the invoice value or 10% of the invoice value if TRS arrange and pay for the return freight. Goods must be returned within 30 days of purchase.

## › FREIGHT POLICY

In line with the TRS policy of free delivery on all goods, prices published in the TRS catalogue include freight in most instances. There are some exceptions such as:

- Orders of less than 3 inner tubes
- Orders of less than \$50.00 in value
- Export orders
- Deliveries to rural addresses
- Urgent or unusual delivery instructions at the request of the customer

If unsure if a delivery charge will apply, please ask our sales staff.

## › WARRANTY CONDITIONS

All TRS distributed product is warranted against manufacturing defects for the period of time as specified by the manufacturer. TRS can advise the period of warranty for any brand distributed by TRS.

The manufacturers of brands represented by TRS each have specific warranty processes that TRS are obligated to follow to ensure the timely settlement of all warranty claims. The time take to complete this process varies greatly between manufacturers from a matter of two to three weeks to two to three months.

Manufacturers will only consider warranty claims against construction faults resulting in a premature failure in the item. However, if an item has been in service for a length of time and then fails, provided that the item has been used for the purpose it was designed for, and not misused, the manufacturer will usually agree to a Pro Rata payment. This Pro Rata payment is based on the percentage of tread remaining on the tyre.

Manufacturers will not entertain claims for items that have been the subject of the client's own negligence or as the result of external causes. Examples of these factors are punctures, impact ruptures, mounting ruptures/bead damage and repairs. They will reject claims for irregular wear, rapid wear, or as a consequence of improper treatment/care, such as operating in an under inflated condition and or excessive loads or badly adjusted vehicle geometry.

Every claim application must be accompanied by a Warranty Examination Form returned to TRS as soon as possible after the tyre failure. Once the completed Examination Form is returned to TRS, we will assess the claim in the first instance, and if required, will make arrangements to have the item returned to TRS for closer inspection.

Once the assessment and or inspection have been completed, we will make a recommendation to the manufacturer and await their decision. Once that decision is made available to us, we will relay the details to the dealer.

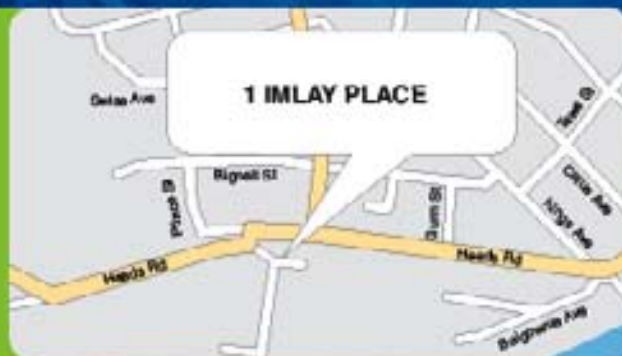
## › FOR FURTHER INFORMATION

If you have a Warranty issue, please contact your Territory Manager in the first instance.

E-mail [warranty@trstyreandwheel.co.nz](mailto:warranty@trstyreandwheel.co.nz).

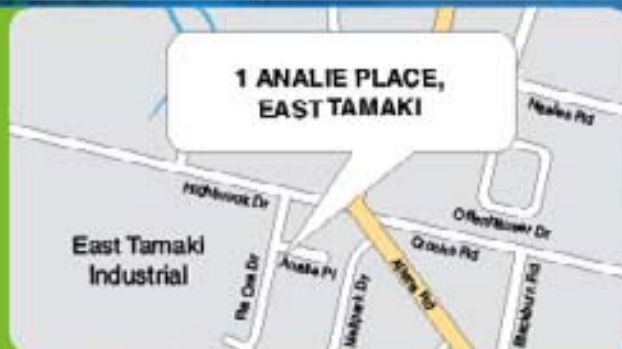
## HEAD OFFICE

1 Imlay Place, Wanganui  
Phone: 06 344 6385  
Fax: 06 344 3769



## AUCKLAND

1 Analie Place, East Tamaki  
Phone: 09 273 4693  
Fax: 09 273 4697



## HAMILTON

73 Duke Street, Frankton  
Phone: 07 847 8967  
Fax: 07 847 4329



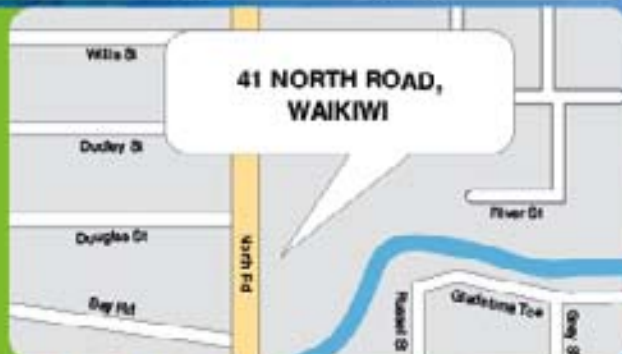
## CHRISTCHURCH

44 Dakota Crescent, Wigram  
Phone: 03 348 7245  
Fax: 03 348 7255



## INVERCARGILL

41 North Road, Waikiwi  
Phone: 03 211 5003  
Fax: 03 215 9683



[sales@trstyreandwheel.co.nz](mailto:sales@trstyreandwheel.co.nz)

30 YEARS EXPERIENCE LEADING BRANDS MORE CHOICE

SALES  
HOTLINE



**0508 899 899**

or visit our website: [www.trstyreandwheel.co.nz](http://www.trstyreandwheel.co.nz)

